




AGF Manufacturing Inc.

FIRE PROTECTION

PRODUCTS

PRODUCT CATALOG



CAT-AGF_2017 - 1/17

Reliability, Versatility, Code Compatibility



Table of Contents

COLLECT_{AN}DRAIN[®] Auxiliary Drains

Model 5100ALBV.....	6
Model 5150ALBV.....	6
Model 5100.....	7
Model 5200.....	7
Model 5300.....	6
Model 5300ALBV.....	6
Model 5400.....	7

TEST_{AN}DRAIN[®] Floor Control Valves

Model 1000.....	10
Model 2500.....	11
Model 1011.....	13-15
Model 2511.....	15-17
Locking Plate Kit.....	11, 31

DRAIN_{AN}TEST[™] Main Drain and Test Valve

Model 1500.....	18
Locking Plate Kit.....	11, 31, 33

REMOTE_{TEST}[®] Remote Operated TEST_{AN}DRAIN[®] Valve

Model 1200.....	19
Locking Plate Kit.....	11, 31

Accessories

Valve Repair Kits.....	21
Model 1011/2511 PRV Trim Kits.....	17
Model 7600 3-Way Globe Valve.....	20

Pressure Relief Valves

Model 7000.....	20
Model 7200.....	20

Pressure Gauges

Model 7500.....	20
Model 7550 SMARTGAUGE [™]	20

INSPECTOR_{TEST}[™]

Model 3011.....	18
-----------------	----

RISER_{PACK}[™]

Residential

Model 8000 for 13D Systems.....	24-25
Model 8011 for 13D Systems Requiring Pressure Relief.....	25-26
Model 8000 for 13R Systems.....	27-28
Model 8011 for 13R Systems Requiring Pressure Relief.....	28-29

Commercial

Model 8000 for Commercial NFPA 13 Systems.....	30-31
Model 8011 for Commercial NFPA 13 Systems Requiring Pressure Relief.....	32-33

CORR_{IN}SITE[™]

Model 7700 In-Line Corrosion Monitor.....	36
Model 7800 Mechanical Tee Corrosion Monitor.....	37

All orders MUST be received by AGF Manufacturing, Inc. in a written format transmitted via fax: 610-240-4906, or e-mailed to orders@testandrain.com.



TO COLLECT WATER SYSTEM VALVE
1. Close drain valve and insert drain plug.
2. Slide locking plate down.
3. Open system valve.

AUXILIARY DRAIN

WARNING
Failure to drain condensate from system may result in system failure due to freezing.
System must be maintained per NFPA 25 specifications.

TO DRAIN WATER DRAIN VALVE
1. Close system valve and insert drain plug.
2. Open drain valve.

AUXILIARY

SYSTEM TO COLLECT
1. Close drain valve and insert drain plug.
2. Slide locking plate down.
3. Open system valve.

Auxiliary Drains

Auxiliary drains (also called Low-Point Drains or Drum Drips) are required for each section of trapped pipe in Dry or Pre-Action Fire Protection Systems. Auxiliary drains collect moisture from the system while minimizing the potential for excessive loss of air pressure. (NFPA 13, 8.16.2.5.3.5*, A8.16.2.5.3.5)

Dry and Pre-Action Fire Protection Systems need to be maintained in order to prevent costly repairs. AGF Manufacturing's **COLLECT_{AN}DRAIN[®]** Auxiliary Drains prevent accidental system trips, deter vandalism, and with proper maintenance, help to prevent system breakdowns as a result of freeze-ups.

DRAIN

COLLECT_{AN}DRAIN[™]

Failure to drain condensate from system may result in system failure due to freezing. System must be maintained per NFPA 25. Refer to COLLECT_{AN}DRAIN operator's manual.

TO DRAIN

1. Close system valve and remove drain plug.
2. Slide locking plate up.
3. Open drain valve.

DRAIN

Lift Here

Lift Here



COLLECT_{AN}DRAIN[®]


Model 5100A, 5200A, 5300A, and 5300ALBV





Model 5100A/5200A Features:



- Highly Visible Safety Red Anti-Trip Plate with NFPA Signage
- High Quality Valves with Chrome-Plated Brass Balls
- Galvanized Piping Components and Drain Plug (Black Pipe Available)
- M5100A features the 5100ALBV Water Detector

Model 5300A/5300ALBV Features:

- Safety Red Barrel with NFPA Signage
- High Quality Valves with Chrome-Plated Brass Balls
- Galvanized Piping Components and Drain Plug (Black Pipe Available)
- M5300ALBV features the 5100ALBV Water Detector



	AGF Item ID	Item Description	Item Class	Master Carton	Minimum Order Qty.	Unit
	5100ALBV	M5100ALBV Water Detector Alarm with Ball Valve	Special	1	1	EACH
	872	Optional Locking Kit	Special	N/A	1	EACH
	5150ALBV	Water Detector Alarm with Ball Valve and Reversible Water Collection Tee	Special	N/A	1	EACH
	872	Optional Locking Kit	Special	N/A	1	EACH
	5300A	M5300A Basic Auxiliary Drain	Stock	2	2	EACH
	872	Optional Locking Kit	Special	N/A	1	EACH
	5300ALBV	M5300ALBV Basic Auxiliary Drain with Water Detector Alarm	Stock	2	2	EACH
	872	Optional Locking Kit	Special	N/A	1	EACH


	AGF Item ID	Item Description	Item Class	Master Carton	Minimum Order Qty.	Unit
M5100 	5100A	M5100A Basic Auxiliary Drain with Anti-Trip Plate and Water Detector Alarm	Special	N/A	1	EACH
	871	Optional Locking Kit	Special	N/A	1	EACH
M5200 	5200A	M5200A Basic Auxiliary Drain with Anti-Trip Plate	Special	N/A	1	EACH
	871	Optional Locking Kit	Special	N/A	1	EACH

Note: M5100 and M5200 are also available as field kits. Please contact AGF for details.



COLLECT_{an}DRAIN[®]

Model 5400A





Model 5400A

The **COLLECT_{an}DRAIN[®]** features a temperature-controlled environment to deter system failures due to freezing condensation. The heated and insulated cabinet contains an auxiliary drain with a float switch to monitor condensation levels. The Model 5400 also features Fire Control Panel notification capabilities.

Model 5400A Features:

- Highly Visible, Safety Red Locking Cabinet with NFPA Signage
- Internal Heating Element with Integral Thermostat
- Float Switch
- Audible System Alarm and LED Warning Light
- High Quality Valves with Chrome-Plated Brass Balls
- Galvanized Piping Components and Pipe Cap (Black Pipe Available)

	AGF Item ID	Item Description	Item Class	Master Carton	Minimum Order Qty.	Unit
M5400 	5400A	M5400A Cabinet	Special	N/A	1	EACH
	5400H	Cabinet with Hot Operation Trouble Monitor	Special	N/A	1	EACH
	5400D	Cabinet with System Trouble Remote Dialer	Special	N/A	1	EACH
	5580A	All-Weather Cover	Special	N/A	1	EACH





TEST_{AND}DRAIN[®]

AGF revolutionized the industry with the Model 1000 **TEST_{AND}DRAIN[®]** single-handle ball valve inspector's test which eliminated the time and space-consuming traditional loop assembly. Since then, **TEST_{AND}DRAIN[®]** valves have been installed in countless systems throughout the world. AGF continues to introduce innovative new products designed to simplify your installation. **TEST_{AND}DRAIN[®]** valves are now made in more styles, in more sizes, and with more orifice options than any other valve on the market. AGF is the brand you rely on to give you all the options you need with the proven reliability you and your customers demand.

Model 1000 TEST_{AN}DRAIN[®]

Sectional Floor Control Test and Drain Valve

TEST_{AN}DRAIN[®] valves provide both the test function and the express drain function for wet fire sprinkler systems. The Model 1000 TEST_{AN}DRAIN[®] valve is a compact, single-handle ball valve (300 PSI rated) that includes tamper-resistant test orifice and sight glasses. The Model 1000 complies with the requirements of NFPA 13, 13D, and 13R.




	AGF Item ID	Item Description	Item Class	Master Carton	Unit
¾" M1000 	100	¾" M1000 x ⅜" Orifice	Special	10	EACH
	101	¾" M1000 x ⅞" Orifice	Special	10	EACH
	102	¾" M1000 x ½" Orifice	Stock	10	EACH
	103	¾" M1000 x 17/32" Orifice	Special	10	EACH
	104	¾" M1000 x 5/8" ELO Orifice	Special	10	EACH
1" M1000 	110	1" M1000 x ⅜" Orifice	Stock	10	EACH
	111	1" M1000 x ⅞" Orifice	Stock	10	EACH
	112	1" M1000 x ½" Orifice	Stock	10	EACH
	113	1" M1000 x 17/32" Orifice	Stock	10	EACH
1¼" M1000 	120	1¼" M1000 x ⅜" Orifice	Stock	10	EACH
	121	1¼" M1000 x ⅞" Orifice	Stock	10	EACH
	122	1¼" M1000 x ½" Orifice	Stock	10	EACH
	123	1¼" M1000 x 17/32" Orifice	Stock	10	EACH
	124	1¼" M1000 x 5/8" ELO Orifice	Stock	10	EACH
	125	1¼" M1000 x ¾" ESFR Orifice	Stock	10	EACH
1½" M1000 	130	1½" M1000 x ⅜" Orifice	Special	6	EACH
	131	1½" M1000 x ⅞" Orifice	Special	6	EACH
	132	1½" M1000 x ½" Orifice	Stock	6	EACH
	133	1½" M1000 x 17/32" Orifice	Special	6	EACH
	134	1½" M1000 x 5/8" ELO Orifice	Special	6	EACH
	135	1½" M1000 x ¾" ESFR Orifice	Special	6	EACH
	136	1½" M1000 x K25 Orifice	Special	6	EACH
2" M1000 	140	2" M1000 x ⅜" Orifice	Stock	6	EACH
	141	2" M1000 x ⅞" Orifice	Stock	6	EACH
	142	2" M1000 x ½" Orifice	Stock	6	EACH
	143	2" M1000 x 17/32" Orifice	Stock	6	EACH
	144	2" M1000 x 5/8" ELO Orifice	Stock	6	EACH
	145	2" M1000 x ¾" ESFR Orifice	Stock	6	EACH
	146	2" M1000 x K25 Orifice	Stock	6	EACH

Note: M1000 TEST_{AN}DRAIN[®] Valves are available with British Standard Pipe Threads (BSPT). Please call for pricing and availability.

Model 2500 TEST_{AN}DRAIN[®]


Sectional Floor Control Test and Drain Valve

The Model 2500 TEST_{AN}DRAIN[®] valve is a multi-directional, compact, single-handle ball valve (300 PSI rated) that includes tamper-resistant test orifice and sight glasses. The Model 2500 features an alternate handle location from the Model 1000 for difficult install situation and complies with the requirements of NFPA 13, 13D, and 13R. The 2" Model 2500 valves feature a groove x groove connection.

	AGF Item ID	Item Description	Item Class	Master Carton	Unit
1" M2500 	404-0	1" M2500 x 3/8" Orifice	Special	10	EACH
	404-1	1" M2500 x 7/16" Orifice	Special	10	EACH
	404-2	1" M2500 1/2" Orifice	Stock	10	EACH
	404-3	1" M2500 17/32" Orifice	Special	10	EACH
	404-4	1" M2500 5/8" ELO Orifice	Special	10	EACH
1 1/4" M2500 	405-0	1 1/4" M2500 x 3/8" Orifice	Special	10	EACH
	405-1	1 1/4" M2500 x 7/16" Orifice	Special	10	EACH
	405-2	1 1/4" M2500 1/2" Orifice	Stock	10	EACH
	405-3	1 1/4" M2500 17/32" Orifice	Special	10	EACH
	405-4	1 1/4" M2500 5/8" ELO Orifice	Special	10	EACH
	405-5	1 1/4" M2500 3/4" ESFR Orifice	Special	10	EACH
2" M2500 Groove x Groove 	408-0	2" M2500 x 3/8" Orifice (GRV)	Special	6	EACH
	408-1	2" M2500 x 7/16" Orifice (GRV)	Special	6	EACH
	408-2	2" M2500 1/2" Orifice (GRV)	Stock	6	EACH
	408-3	2" M2500 17/32" Orifice (GRV)	Special	6	EACH
	408-4	2" M2500 5/8" ELO Orifice (GRV)	Special	6	EACH
	408-5	2" M2500 3/4" ESFR Orifice (GRV)	Special	6	EACH
	408-6	2" M2500 K25 Orifice (GRV)	Special	6	EACH

Locking Plate Kits

AGF Locking Plate Kits provide protection and vandal resistance for TEST_{AN}DRAIN[®] Models 1000 and 2500. Please indicate valve size when ordering.

	AGF Item ID	Item Description	Item Class	Master Carton	Unit
	870	Locking Plate Kit (Specify Valve Size When Ordering)	Special	1	EACH



TESTandRAIN® with Pressure Relief Valves

Sectional Floor Control Test and Drain Valve for Systems Requiring Pressure Relief







Building on the success of the original **TESTandRAIN®** valve, AGF revolutionized the industry again with the introduction of the Model 1011A, a **TESTandRAIN®** valve with a pressure relief valve. Prior to the 2010 edition of NFPA 13, pressure relief valves were only required downstream of pressure reducing valves and in grid systems. Changes in the 2010 and subsequent editions of code now state that all wet pipe systems shall be provided with a listed relief valve not less than ½" in size. The Model 1011A and Model 2511A are the best way to meet these new requirements.







Model 1011 TEST_{AN}DRAIN®




Sectional Floor Control Test and Drain Valve for Systems Requiring Pressure Relief

M1011A valves are packaged with a trim kit. The trim kit includes a M7000 PRV (175 PSI) and drain trim. Other pressure relief valve PSI ratings are available (165, 185, 195, 205, 225, and 250).

Note: It is important to note that the pressure rating of the relief valve indicates an operating range of pressure for both opening and closing of the valve. Standard relief valves are required to OPEN in a range of pressure between 90% and 105% of their rating. The valves are required to CLOSE at a pressure above 80% of that rating. The relief valve should be installed where it is easily accessible for maintenance. Care should be taken that the relief valve CANNOT be isolated from the system when the system is operational. A relief valve should NEVER have a shutoff valve or a plug downstream of its outlet.

	AGF Item ID	Item Description	Item Class	Master Carton	Unit
¾" M1011 No PRV Trim 	200	¾" M1011 x ¾" Orifice	Special	10	EACH
	201	¾" M1011 x 7/16" Orifice	Special	10	EACH
	202	¾" M1011 x ½" Orifice	Special	10	EACH
	203	¾" M1011 x 17/32" Orifice	Special	10	EACH
	204	¾" M1011 x 5/8" ELO Orifice	Special	10	EACH
¾" M1011A 	200A	¾" M1011A x ¾" Orifice	Special	10	EACH
	201A	¾" M1011A x 7/16" Orifice	Special	10	EACH
	202A	¾" M1011A x ½" Orifice	Stock	10	EACH
	203A	¾" M1011A x 17/32" Orifice	Special	10	EACH
	204A	¾" M1011A x 5/8" ELO Orifice	Special	10	EACH
¾" M1011T 	200T	¾" M1011T x ¾" Orifice	Special	5	EACH
	201T	¾" M1011T x 7/16" Orifice	Special	5	EACH
	202T	¾" M1011T x ½" Orifice	Special	5	EACH
	203T	¾" M1011T x 17/32" Orifice	Special	5	EACH
	204T	¾" M1011T x 5/8" ELO Orifice	Special	5	EACH
1" M1011 No PRV Trim 	210	1" M1011 x ¾" Orifice	Special	10	EACH
	211	1" M1011 x 7/16" Orifice	Special	10	EACH
	212	1" M1011 x ½" Orifice	Special	10	EACH
	213	1" M1011 x 17/32" Orifice	Special	10	EACH
	214	1" M1011 x 5/8" ELO Orifice	Special	10	EACH
1" M1011A 	210A	1" M1011A x ¾" Orifice	Stock	10	EACH
	211A	1" M1011A x 7/16" Orifice	Stock	10	EACH
	212A	1" M1011A x ½" Orifice	Stock	10	EACH
	213A	1" M1011A x 17/32" Orifice	Stock	10	EACH
	214A	1" M1011A x 5/8" ELO Orifice	Stock	10	EACH
1" M1011T 	210T	1" M1011T x ¾" Orifice	Special	5	EACH
	211T	1" M1011T x 7/16" Orifice	Special	5	EACH
	212T	1" M1011T x ½" Orifice	Stock	5	EACH
	213T	1" M1011T x 17/32" Orifice	Special	5	EACH
	214T	1" M1011T x 5/8" ELO Orifice	Special	5	EACH

	AGF Item ID	Item Description	Item Class	Master Carton	Unit
1¼" M1011 No PRV Trim 	220	1¼" M1011 x ¾" Orifice	Special	10	EACH
	221	1¼" M1011 x 7/16" Orifice	Special	10	EACH
	222	1¼" M1011 x ½" Orifice	Special	10	EACH
	223	1¼" M1011 x 17/32" Orifice	Special	10	EACH
	224	1¼" M1011 x 5/8" ELO Orifice	Special	10	EACH
	225	1¼" M1011 x ¾" ESFR Orifice	Special	10	EACH
1¼" M1011A 	220A	1¼" M1011A x ¾" Orifice	Stock	10	EACH
	221A	1¼" M1011A x 7/16" Orifice	Stock	10	EACH
	222A	1¼" M1011A x ½" Orifice	Stock	10	EACH
	223A	1¼" M1011A x 17/32" Orifice	Stock	10	EACH
	224A	1¼" M1011A x 5/8" ELO Orifice	Stock	10	EACH
	225A	1¼" M1011A x ¾" ESFR Orifice	Stock	10	EACH
1¼" M1011T 	220T	1¼" M1011T x ¾" Orifice	Special	5	EACH
	221T	1¼" M1011T x 7/16" Orifice	Special	5	EACH
	222T	1¼" M1011T x ½" Orifice	Special	5	EACH
	223T	1¼" M1011T x 17/32" Orifice	Special	5	EACH
	224T	1¼" M1011T x 5/8" ELO Orifice	Special	5	EACH
	225T	1¼" M1011T x ¾" ESFR Orifice	Special	5	EACH
1½" M1011 No PRV Trim 	230	1½" M1011 x ¾" Orifice	Special	6	EACH
	231	1½" M1011 x 7/16" Orifice	Special	6	EACH
	232	1½" M1011 x ½" Orifice	Special	6	EACH
	233	1½" M1011 x 17/32" Orifice	Special	6	EACH
	234	1½" M1011 x 5/8" ELO Orifice	Special	6	EACH
	235	1½" M1011 x ¾" ESFR Orifice	Special	6	EACH
	236	1½" M1011 x K25 Orifice	Special	6	EACH
1½" M1011A 	230A	1½" M1011A x ¾" Orifice	Special	6	EACH
	231A	1½" M1011A x 7/16" Orifice	Special	6	EACH
	232A	1½" M1011A x ½" Orifice	Stock	6	EACH
	233A	1½" M1011A x 17/32" Orifice	Special	6	EACH
	234A	1½" M1011A x 5/8" ELO Orifice	Special	6	EACH
	235A	1½" M1011A x ¾" ESFR Orifice	Special	6	EACH
	236A	1½" M1011A x K25 Orifice	Special	6	EACH
1½" M1011T 	230T	1½" M1011T x ¾" Orifice	Special	6	EACH
	231T	1½" M1011T x 7/16" Orifice	Special	6	EACH
	232T	1½" M1011T x ½" Orifice	Special	6	EACH
	233T	1½" M1011T x 17/32" Orifice	Special	6	EACH
	234T	1½" M1011T x 5/8" ELO Orifice	Special	6	EACH
	235T	1½" M1011T x ¾" ESFR Orifice	Special	6	EACH
	236T	1½" M1011T x K25 Orifice	Special	6	EACH


	AGF Item ID	Item Description	Item Class	Master Carton	Unit
2" M1011 No PRV Trim 	240	2" M1011 x 3/8" Orifice	Special	6	EACH
	241	2" M1011 x 7/16" Orifice	Special	6	EACH
	242	2" M1011 x 1/2" Orifice	Special	6	EACH
	243	2" M1011 x 17/32" Orifice	Special	6	EACH
	244	2" M1011 x 5/8" ELO Orifice	Special	6	EACH
	245	2" M1011 x 3/4" ESFR Orifice	Special	6	EACH
	246	2" M1011 x K25 Orifice	Special	6	EACH
2" M1011A 	240A	2" M1011A x 3/8" Orifice	Stock	6	EACH
	241A	2" M1011A x 7/16" Orifice	Stock	6	EACH
	242A	2" M1011A x 1/2" Orifice	Stock	6	EACH
	243A	2" M1011A x 17/32" Orifice	Stock	6	EACH
	244A	2" M1011A x 5/8" ELO Orifice	Stock	6	EACH
	245A	2" M1011A x 3/4" ESFR Orifice	Stock	6	EACH
	246A	2" M1011A x K25 Orifice	Stock	6	EACH
2" M1011T 	240T	2" M1011T x 3/8" Orifice	Special	6	EACH
	241T	2" M1011T x 7/16" Orifice	Special	6	EACH
	242T	2" M1011T x 1/2" Orifice	Special	6	EACH
	243T	2" M1011T x 17/32" Orifice	Special	6	EACH
	244T	2" M1011T x 5/8" ELO Orifice	Special	6	EACH
	245T	2" M1011T x 3/4" ESFR Orifice	Special	6	EACH
	246T	2" M1011T x K25 Orifice	Special	6	EACH




Note: M1011 TEST_{AND}DRAIN[®] Valves are available with British Standard Pipe Threads (BSPT). Please call for pricing and availability.



Model 2511 TEST_{AND}DRAIN[®]

Sectional Floor Control Test and Drain Valve for Systems Requiring Pressure Relief

The Model 2511A TEST_{AND}DRAIN[®] is a multi-directional, compact, single-handle ball valve (300 PSI rated) that includes tamper-resistant test orifice and sight glasses. The Model 2511A features an alternate handle location from the Model 1011A for difficult install situation and complies with the requirements of NFPA 13, 13D, and 13R. The 2" Model 2511A valves feature a groove x groove connection. M2511A valves are packaged with a trim kit. The trim kit includes a M7000 PRV (175 PSI) and drain trim. Other pressure relief valve PSI ratings are available (165, 185, 195, 205, 225, and 250).

	AGF Item ID	Item Description	Item Class	Master Carton	Unit
1" M2511 No PRV Trim 	406-0	1" M2511 x 3/8" Orifice	Special	10	EACH
	406-1	1" M2511 x 7/16" Orifice	Special	10	EACH
	406-2	1" M2511 1/2" Orifice	Stock	10	EACH
	406-3	1" M2511 17/32" Orifice	Special	10	EACH
	406-4	1" M2511 5/8" ELO Orifice	Special	10	EACH

	AGF Item ID	Item Description	Item Class	Master Carton	Unit
1" M2511A 	406A-0	1" M2511A x 3/8" Orifice	Special	10	EACH
	406A-1	1" M2511A x 7/16" Orifice	Special	10	EACH
	406A-2	1" M2511A 1/2" Orifice	Stock	10	EACH
	406A-3	1" M2511A 17/32" Orifice	Special	10	EACH
	406A-4	1" M2511A 5/8" ELO Orifice	Special	10	EACH
1" M2511T 	406T-0	1" M2511T x 3/8" Orifice	Special	5	EACH
	406T-1	1" M2511T x 7/16" Orifice	Special	5	EACH
	406T-2	1" M2511T 1/2" Orifice	Stock	5	EACH
	406T-3	1" M2511T 17/32" Orifice	Special	5	EACH
	406T-4	1" M2511T 5/8" ELO Orifice	Special	5	EACH
1 1/4" M2511 No PRV Trim 	407-0	1 1/4" M2511 x 3/8" Orifice	Special	10	EACH
	407-1	1 1/4" M2511 x 7/16" Orifice	Special	10	EACH
	407-2	1 1/4" M2511 1/2" Orifice	Stock	10	EACH
	407-3	1 1/4" M2511 17/32" Orifice	Special	10	EACH
	407-4	1 1/4" M2511 5/8" ELO Orifice	Special	10	EACH
407-5	1 1/4" M2511 x 3/4" ESFR Orifice	Special	10	EACH	
1 1/4" M2511A 	407A-0	1 1/4" M2511A x 3/8" Orifice	Special	10	EACH
	407A-1	1 1/4" M2511A x 7/16" Orifice	Special	10	EACH
	407A-2	1 1/4" M2511A 1/2" Orifice	Stock	10	EACH
	407A-3	1 1/4" M2511A 17/32" Orifice	Special	10	EACH
	407A-4	1 1/4" M2511A 5/8" ELO Orifice	Special	10	EACH
407A-5	1 1/4" M2511A x 3/4" ESFR Orifice	Special	10	EACH	
1 1/4" M2511T 	407T-0	1 1/4" M2511T x 3/8" Orifice	Special	5	EACH
	407T-1	1 1/4" M2511T x 7/16" Orifice	Special	5	EACH
	407T-2	1 1/4" M2511T 1/2" Orifice	Stock	5	EACH
	407T-3	1 1/4" M2511T 17/32" Orifice	Special	5	EACH
	407T-4	1 1/4" M2511T 5/8" ELO Orifice	Special	5	EACH
407T-5	1 1/4" M2511T x 3/4" ESFR Orifice	Special	5	EACH	
2" M2511 No PRV Trim Groove x Groove 	409-0	2" M2511 x 3/8" Orifice (GRV)	Special	6	EACH
	409-1	2" M2511 x 7/16" Orifice (GRV)	Special	6	EACH
	409-2	2" M2511 1/2" Orifice (GRV)	Stock	6	EACH
	409-3	2" M2511 17/32" Orifice (GRV)	Special	6	EACH
	409-4	2" M2511 5/8" ELO Orifice (GRV)	Special	6	EACH
	409-5	2" M2511 3/4" ESFR Orifice (GRV)	Special	6	EACH
409-6	2" M2511 K25 Orifice (GRV)	Special	6	EACH	



	AGF Item ID	Item Description	Item Class	Master Carton	Unit
2" M2511A Groove x Groove 	409A-0	2" M2511A x 3/8" Orifice (GRV)	Special	6	EACH
	409A-1	2" M2511A x 7/16" Orifice (GRV)	Special	6	EACH
	409A-2	2" M2511A 1/2" Orifice (GRV)	Stock	6	EACH
	409A-3	2" M2511A 17/32" Orifice (GRV)	Special	6	EACH
	409A-4	2" M2511A 5/8" ELO Orifice (GRV)	Special	6	EACH
	409A-5	2" M2511A 3/4" ESFR Orifice (GRV)	Special	6	EACH
	409A-6	2" M2511A K25 Orifice (GRV)	Special	6	EACH
2" M2511T Groove x Groove 	409T-0	2" M2511T x 3/8" Orifice (GRV)	Special	6	EACH
	409T-1	2" M2511T x 7/16" Orifice (GRV)	Special	6	EACH
	409T-2	2" M2511T 1/2" Orifice (GRV)	Special	6	EACH
	409T-3	2" M2511T 17/32" Orifice (GRV)	Special	6	EACH
	409T-4	2" M2511T 5/8" ELO Orifice (GRV)	Special	6	EACH
	409T-5	2" M2511T 3/4" ESFR Orifice (GRV)	Special	6	EACH
	409T-6	2" M2511T K25 Orifice (GRV)	Special	6	EACH

Model 1011/2511 Kits

Pressure Relief Valve (PRV) Trim Kits

Pressure relief valve and trim kits for Model 1011 and 2511 **TESTanDRAIN®** and Model 1500 **DRAINanTEST™** include M7000 Pressure Relief Valve (175 PSI), Bypass Tubing, Barbed Elbows (2), and Hose Clamps (2). M1011T/M2511T Kits also include M7500 Pressure Gauge, M7600 3-Way Globe Valve, tee, plug, and nipples (2). Other pressure relief valve PSI ratings are available (165, 185, 195, 205, 225, and 250).



Note: It is important to note that the pressure rating of the relief valve indicates an operating range of pressure for both opening and closing of the valve. Standard relief valves are required to OPEN in a range of pressure between 90% and 105% of their rating. The valves are required to CLOSE at a pressure above 80% of that rating. The relief valve should be installed where it is easily accessible for maintenance. Care should be taken that the relief valve CANNOT be isolated from the system when the system is operational. A relief valve should NEVER have a shutoff valve or a plug downstream of its outlet.

	AGF Item ID	Item Description	Item Class	Master Carton	Unit
M1011 Kit 	260	PRV Trim Kit for M1011 3/4" Valve	Parts Kit	1	EACH
	260	PRV Trim Kit for M1011/M2511 1" Valve	Parts Kit	1	EACH
	261	PRV Trim Kit for M1011/M2511 1 1/4" Valve	Parts Kit	1	EACH
	262	PRV Trim Kit for M1011 1 1/2" Valve	Parts Kit	1	EACH
	262	PRV Trim Kit for M1011/M2511 2" Valve	Parts Kit	1	EACH
M1011T Kit 	263	PRV Tee Trim Kit for M1011T 3/4" Valve	Parts Kit	1	EACH
	263	PRV Tee Trim Kit for M1011T/M2511 1" Valve	Parts Kit	1	EACH
	264	PRV Tee Trim Kit for M1011T/M2511 1 1/4" Valve	Parts Kit	1	EACH
	265	PRV Tee Trim Kit for M1011T 1 1/2" Valve	Parts Kit	1	EACH
	265	PRV Tee Trim Kit for M1011T/M2511 2" Valve	Parts Kit	1	EACH

Model 3011 INSPECTOR'S TEST™


Connecting for Single Story and Other Applications

M3011A and M3011ASG valves are packaged with a trim kit. Kits include a M7000 PRV (175 PSI) and drain trim. Other pressure relief valve PSI ratings are available (165, 185, 195, 205, 225, and 250).

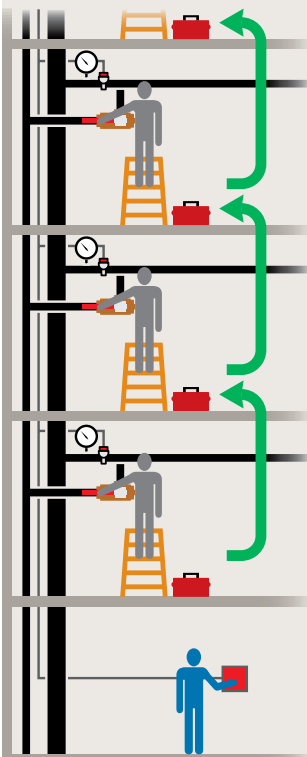
	AGF Item ID	Item Description	Item Class	Master Carton	Unit
M3011A 	300A	M3011A x 3/8" Orifice	Stock	10	EACH
	301A	M3011A x 7/16" Orifice	Stock	10	EACH
	302A	M3011A x 1/2" Orifice	Stock	10	EACH
	303A	M3011A x 17/32" Orifice	Stock	10	EACH
	304A	M3011A x 5/8" ELO Orifice	Stock	10	EACH
M3011BV 	300BV	M3011BV x 3/8" Orifice	Stock	10	EACH
	301BV	M3011BV x 7/16" Orifice	Stock	10	EACH
	302BV	M3011BV x 1/2" Orifice	Stock	10	EACH
	303BV	M3011BV x 17/32" Orifice	Stock	10	EACH
	304BV	M3011BV x 5/8" ELO Orifice	Stock	10	EACH
M3011SG 	300SG	M3011SG x 3/8" Orifice	Special	10	EACH
	301SG	M3011SG x 7/16" Orifice	Special	10	EACH
	302SG	M3011SG x 1/2" Orifice	Special	10	EACH
	303SG	M3011SG x 17/32" Orifice	Special	10	EACH
	304SG	M3011SG x 5/8" ELO Orifice	Special	10	EACH
M3011ASG 	300ASG	M3011ASG x 3/8" Orifice	Special	10	EACH
	301ASG	M3011ASG x 7/16" Orifice	Special	10	EACH
	302ASG	M3011ASG x 1/2" Orifice	Special	10	EACH
	303ASG	M3011ASG x 17/32" Orifice	Special	10	EACH
	304ASG	M3011ASG x 5/8" ELO Orifice	Special	10	EACH
M3011 Accessories	305	M3011 1" Sight Glass	Stock	1	EACH
	306	Model 3011 1" Kit	Assembly	1	EACH

Model 1500 DRAINnTEST™ with British Standard Pipe Thread (BSPT)

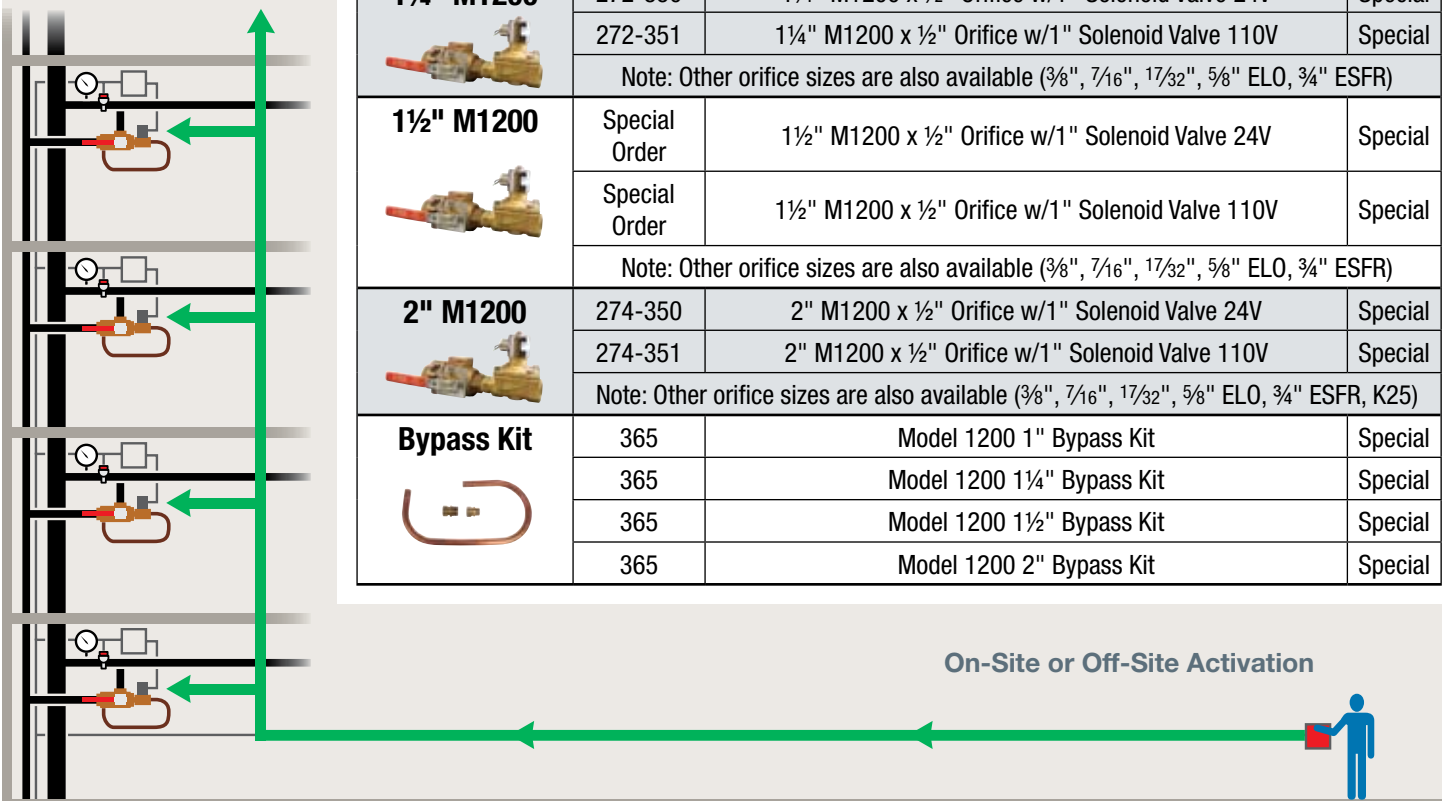
Alarm Main Drain and Test Valve Iron Body without Sight Glasses

	AGF Item ID	Item Description	Item Class	Master Carton	Unit
2" BSPT M1500 	290	2" BSPT M1500 x 3/8" Orifice	Special	6	EACH
	291	2" BSPT M1500 x 7/16" Orifice	Special	6	EACH
	292	2" BSPT M1500 x 1/2" Orifice	Special	6	EACH
	293	2" BSPT M1500 x 17/32" Orifice	Special	6	EACH
	294	2" BSPT M1500 x 5/8" ELO Orifice	Special	6	EACH
	295	2" BSPT M1500 x 3/4" ESFR Orifice	Special	6	EACH
	296	2" BSPT M1500 x K25 Orifice	Special	6	EACH

OLD WAY
Figure 1



NEW WAY
Figure 2



Model 1200 REMOTE^{TEST}

Remote Operated TEST^{AND}DRAIN[®] Valve

Energizing the solenoid incorporated into the TEST^{AND}DRAIN[®] valve allows system water to flow through a test orifice. After the preset time delay, the water flow alarm is activated confirming system integrity. REMOTE^{TEST} is designed to be integrated into an existing panel or wired to an independent panel, allowing ONE person to activate each specific system or a group of systems from ONE central location. An optional Bypass Drain Loop Kit is also available.









Figure 1: Performing the fire sprinkler inspector's test typically requires coordination between two people, with one going floor to floor, possibly carrying a ladder and toolbox, to manually test each system.

Figure 2: AGF's Model 1200 REMOTE^{TEST} TEST^{AND}DRAIN[®] saves you time and money by allowing the fire sprinkler inspector's test to be performed by a single operator at a single location through a local switch, an auxiliary panel, an addressable FAC panel, or a LAN system. The test can be performed on multiple floors, or even in multiple buildings in minutes – promoting regular inspections and preserving system integrity.


	AGF Item ID	Item Description	Item Class
	270-350	1" M1200 x 1/2" Orifice w/1" Solenoid Valve 24V	Special
	270-351	1" M1200 x 1/2" Orifice w/1" Solenoid Valve 110V	Special
	Note: Other orifice sizes are also available (3/8", 7/16", 17/32", 5/8" ELO)		
	272-350	1 1/4" M1200 x 1/2" Orifice w/1" Solenoid Valve 24V	Special
	272-351	1 1/4" M1200 x 1/2" Orifice w/1" Solenoid Valve 110V	Special
	Note: Other orifice sizes are also available (3/8", 7/16", 17/32", 5/8" ELO, 3/4" ESFR)		
	Special Order	1 1/2" M1200 x 1/2" Orifice w/1" Solenoid Valve 24V	Special
	Special Order	1 1/2" M1200 x 1/2" Orifice w/1" Solenoid Valve 110V	Special
	Note: Other orifice sizes are also available (3/8", 7/16", 17/32", 5/8" ELO, 3/4" ESFR)		
	274-350	2" M1200 x 1/2" Orifice w/1" Solenoid Valve 24V	Special
	274-351	2" M1200 x 1/2" Orifice w/1" Solenoid Valve 110V	Special
	Note: Other orifice sizes are also available (3/8", 7/16", 17/32", 5/8" ELO, 3/4" ESFR, K25)		
	365	Model 1200 1" Bypass Kit	Special
	365	Model 1200 1 1/4" Bypass Kit	Special
	365	Model 1200 1 1/2" Bypass Kit	Special
	365	Model 1200 2" Bypass Kit	Special

On-Site or Off-Site Activation





Model 7000/7200 Pressure Relief Valve

Note: It is important to note that the pressure rating of the relief valve indicates an operating range of pressure for both opening and closing of the valve. Standard relief valves are required to OPEN in a range of pressure between 90% and 105% of their rating. The valves are required to CLOSE at a pressure above 80% of that rating. The relief valve should be installed where it is easily accessible for maintenance. Care should be taken that the relief valve CANNOT be isolated from the system when the system is operational. A relief valve should NEVER have a shutoff valve or a plug downstream of its outlet.

	AGF Item ID	Item Description	Item Class	Master Carton	Unit
	M7000 / M7200	M7000 1/2" Relief Valve 175PSI	Stock	50	EACH
	601	M7000 1/2" Relief Valve 165PSI	Stock	50	EACH
	602	M7000 1/2" Relief Valve 185PSI	Stock	50	EACH
	603	M7000 1/2" Relief Valve 195PSI	Stock	50	EACH
	605	M7000 1/2" Relief Valve 205PSI	Stock	50	EACH
	606	M7000 1/2" Relief Valve 225PSI	Stock	50	EACH
	607	M7000 1/2" Relief Valve 250PSI	Stock	50	EACH
	604	Special Relief Valve	Stock	25	EACH
	610	M7200 3/4" Relief Valve	Stock	50	EACH

Pressure Gauge and Accessories



Model 7500 Model · 7600 Gauge Valve

	AGF Item ID	Item Description	Item Class	Master Carton	Unit
M7500 	650	M7500 3 1/2" Pressure Gauge	Stock	60	EACH
M7600 	660	M7600 1/4" 3-Way Globe Valve	Stock	100	EACH

SMARTGAUGE™

Pressure Gauge with Drag Needle for Peak Pressure Monitoring

NEW!!!

	AGF Item ID	Item Description	Item Class	Master Carton	Unit
M7550 	656	M7550 SMARTGAUGE	Stock	20	EACH
	655	M7550 SMARTGAUGE with Custom Case	Stock	20	EACH

Valve Repair Kits

Repair kits are available for all Models 1000, 1011, 2500, 2511 **TESTANDRAIN®**; 1200 **REMOTE TEST®**; and 1500 **DRAINANTEST™** valves. Repair kits include: Replacement Adapter Gasket (1), Replacement Ball (1), Replacement Valve Seats (2), Replacement Stem Packing (1), and Replacement Stem Washer (1). For more information, visit www.testandrain.com and click on the "SUPPORT" button.



	AGF Item ID	Item Description	Item Class	Master Carton	Unit
Repair Kit for ¾" and 1" Models 1000, 1011, 1200	9700A	Repair Kit for ¾" and 1" Valves; ⅜" Orifice	Assembly	1	EACH
	9701A	Repair Kit for ¾" and 1" Valves; 7/16" Orifice	Assembly	1	EACH
	9702A	Repair Kit for ¾" and 1" Valves; ½" Orifice	Assembly	1	EACH
	9703A	Repair Kit for ¾" and 1" Valves; 17/32" Orifice	Assembly	1	EACH
	9704A	Repair Kit for ¾" and 1" Valves; 5/8" ELO Orifice	Assembly	1	EACH
Repair Kit for 1¼" Models 1000, 1011, 1200	9710A	Repair Kit for 1¼" Valves; ⅜" Orifice	Assembly	1	EACH
	9711A	Repair Kit for 1¼" Valves; 7/16" Orifice	Assembly	1	EACH
	9712A	Repair Kit for 1¼" Valves; ½" Orifice	Assembly	1	EACH
	9713A	Repair Kit for 1¼" Valves; 17/32" Orifice	Assembly	1	EACH
	9714A	Repair Kit for 1¼" Valves; 5/8" ELO Orifice	Assembly	1	EACH
	9715A	Repair Kit for 1¼" Valves; ¾" ESFR Orifice	Assembly	1	EACH
Repair Kit for 1½" and 2" Models 1000, 1011, 1200	9730A	Repair Kit for 1½" and 2" Valves; ⅜" Orifice	Assembly	1	EACH
	9731A	Repair Kit for 1½" and 2" Valves; 7/16" Orifice	Assembly	1	EACH
	9732A	Repair Kit for 1½" and 2" Valves; ½" Orifice	Assembly	1	EACH
	9733A	Repair Kit for 1½" and 2" Valves; 17/32" Orifice	Assembly	1	EACH
	9734A	Repair Kit for 1½" and 2" Valves; 5/8" ELO Orifice	Assembly	1	EACH
	9735A	Repair Kit for 1½" and 2" Valves; ¾" ESFR Orifice	Assembly	1	EACH
	9736A	Repair Kit for 1½" and 2" Valves; K25 Orifice	Assembly	1	EACH
Repair Kit for 1" Models 2500, 2511	9741A	Repair Kit for 1" Valves; ⅜" Orifice	Assembly	1	EACH
	9742A	Repair Kit for 1" Valves; 7/16" Orifice	Assembly	1	EACH
	9743A	Repair Kit for 1" Valves; ½" Orifice	Assembly	1	EACH
	9744A	Repair Kit for 1" Valves; 17/32" Orifice	Assembly	1	EACH
	9745A	Repair Kit for 1" Valves; 5/8" ELO Orifice	Assembly	1	EACH
Repair Kit for 1¼" Models 2500, 2511	9750A	Repair Kit for 1¼" Valves; ⅜" Orifice	Assembly	1	EACH
	9751A	Repair Kit for 1¼" Valves; 7/16" Orifice	Assembly	1	EACH
	9752A	Repair Kit for 1¼" Valves; ½" Orifice	Assembly	1	EACH
	9753A	Repair Kit for 1¼" Valves; 17/32" Orifice	Assembly	1	EACH
	9754A	Repair Kit for 1¼" Valves; 5/8" ELO Orifice	Assembly	1	EACH
	9755A	Repair Kit for 1¼" Valves; ¾" ESFR Orifice	Assembly	1	EACH
Repair Kit for 2" Models 2500, 2511, 1500	9760A	Repair Kit for 2" Valves; ⅜" Orifice	Assembly	1	EACH
	9761A	Repair Kit for 2" Valves; 7/16" Orifice	Assembly	1	EACH
	9762A	Repair Kit for 2" Valves; ½" Orifice	Assembly	1	EACH
	9763A	Repair Kit for 2" Valves; 17/32" Orifice	Assembly	1	EACH
	9764A	Repair Kit for 2" Valves; 5/8" ELO Orifice	Assembly	1	EACH
	9765A	Repair Kit for 2" Valves; ¾" ESFR Orifice	Assembly	1	EACH
	9766A	Repair Kit for 2" Valves; K25 Orifice	Assembly	1	EACH





RISERPACK™

AGF Manufacturing's RESIDENTIAL and COMMERCIAL **RISERPACK™** Floor Control Assemblies offer the ultimate in convenience, versatility, and reliability. The Model 8000 **RISERPACK™** Floor Control Assemblies include a pressure gauge, water flow switch, **INSPECTOR'S TEST™**, and drain valve. They can be ordered with a pressure relief valve as the Model 8011. **RISERPACK™** Floor Control Assemblies meet the requirements of NFPA 13D, NFPA 13R, and Commercial NFPA 13 for wet fire sprinkler systems. AGF **RISERPACK™** Floor Control Assemblies can be assembled with additional features to meet custom specifications.



NFPA 13D Standard

One and Two Family Dwellings and Manufactured Homes

- 1.1.1 This standard shall cover the design, installation, and maintenance of automatic sprinkler systems for protection against the fire hazards in one and two family dwellings and manufactured homes.
- 1.2.1 The purpose of this standard shall be to provide a sprinkler system that aids in the detection and control of residential fires and thus provides improved protection against injury and life loss.





—NFPA 13D Standard for the Installation of Sprinkler Systems in One- and Two-Family Dwellings and Manufactured Homes (13D-6, 2013)







Model 8000D RESIDENTIAL RISERPACK™

Preassembled Riser for NFPA 13D Systems

Includes: Bronze Riser Body, Water Flow Alarm Switch w/ Retard, 3½" Pressure Gauge, and Drain Valve w/ Test Orifice. Sight Glass option available. Non-Retard Flow Switch is available by special order.

	AGF Item ID	Item Description	Item Class	Master Carton	Unit
1" M8000 Thread 	8100D	1" M8000 x 3.0k-A Orifice	Assembly	1	EACH
	8101D	1" M8000 x 3.7k-B Orifice	Assembly	1	EACH
	8102D	1" M8000 x 4.3k-C Orifice	Assembly	1	EACH
	8103D	1" M8000 x 5.5k-D Orifice	Assembly	1	EACH
1¼" M8000 Thread 	8110D	1¼" M8000 x 3/8" Orifice	Assembly	1	EACH
	8111D	1¼" M8000 x 7/16" Orifice	Assembly	1	EACH
	8112D	1¼" M8000 x 1/2" Orifice	Assembly	1	EACH
	8113D	1¼" M8000 x 17/32" Orifice	Assembly	1	EACH
	8114D	1¼" M8000 x 5/8" ELO Orifice	Assembly	1	EACH
1½" M8000 Thread 	8120D	1½" M8000 (THD) x 3/8" Orifice	Assembly	1	EACH
	8121D	1½" M8000 (THD) x 7/16" Orifice	Assembly	1	EACH
	8122D	1½" M8000 (THD) x 1/2" Orifice	Assembly	1	EACH
	8123D	1½" M8000 (THD) x 17/32" Orifice	Assembly	1	EACH
	8124D	1½" M8000 (THD) x 5/8" ELO Orifice	Assembly	1	EACH
1½" M8000 Thread x Groove 	8125D	1½" M8000 (THD x GRV) x 3/8" Orifice	Assembly	1	EACH
	8126D	1½" M8000 (THD x GRV) x 7/16" Orifice	Assembly	1	EACH
	8127D	1½" M8000 (THD x GRV) x 1/2" Orifice	Assembly	1	EACH
	8128D	1½" M8000 (THD x GRV) x 17/32" Orifice	Assembly	1	EACH
	8129D	1½" M8000 (THD x GRV) x 5/8" ELO Orifice	Assembly	1	EACH

	AGF Item ID	Item Description	Item Class	Master Carton	Unit
1½" M8000 Groove 	8130D	1½" M8000 (GRV) x ¾" Orifice	Assembly	1	EACH
	8131D	1½" M8000 (GRV) x 7/16" Orifice	Assembly	1	EACH
	8132D	1½" M8000 (GRV) x ½" Orifice	Assembly	1	EACH
	8133D	1½" M8000 (GRV) x 17/32" Orifice	Assembly	1	EACH
	8134D	1½" M8000 (GRV) x 5/8" ELO Orifice	Assembly	1	EACH
2" M8000 Thread 	8140D	2" M8000 (THD) x ¾" Orifice	Assembly	1	EACH
	8141D	2" M8000 (THD) x 7/16" Orifice	Assembly	1	EACH
	8142D	2" M8000 (THD) x ½" Orifice	Assembly	1	EACH
	8143D	2" M8000 (THD) x 17/32" Orifice	Assembly	1	EACH
	8144D	2" M8000 (THD) x 5/8" ELO Orifice	Assembly	1	EACH
2" M8000 Thread x Groove 	8145D	2" M8000 (THD x GRV) x ¾" Orifice	Assembly	1	EACH
	8146D	2" M8000 (THD x GRV) x 7/16" Orifice	Assembly	1	EACH
	8147D	2" M8000 (THD x GRV) x ½" Orifice	Assembly	1	EACH
	8148D	2" M8000 (THD x GRV) x 17/32" Orifice	Assembly	1	EACH
	8149D	2" M8000 (THD x GRV) x 5/8" ELO Orifice	Assembly	1	EACH
2" M8000 Groove 	8150D	2" M8000 (GRV) x ¾" Orifice	Assembly	1	EACH
	8151D	2" M8000 (GRV) x 7/16" Orifice	Assembly	1	EACH
	8152D	2" M8000 (GRV) x ½" Orifice	Assembly	1	EACH
	8153D	2" M8000 (GRV) x 17/32" Orifice	Assembly	1	EACH
	8154D	2" M8000 (GRV) x 5/8" ELO Orifice	Assembly	1	EACH




Model 8011D RESIDENTIAL RISERPACK™

Preassembled Riser for NFPA 13D Systems Requiring Pressure Relief








Includes: Bronze Riser Body, Water Flow Alarm Switch w/ Retard, 3/16" Pressure Gauge, Drain Valve w/ Test Orifice, and Pressure Relief Valve w/ Drain Trim. Sight Glass option available. Non-Retard Flow Switch is available by special order.

M8011 valves are packaged with Trim Kit. Kit includes a M7000 PRV (175 PSI) and drain trim. Other Pressure Relief Valve PSI ratings are available (165, 185, 195, 205, 225, and 250).

Note: It is important to note that the pressure rating of the relief valve indicates an operating range of pressure for both opening and closing of the valve. Standard relief valves are required to OPEN in a range of pressure between 90% and 105% of their rating. The valves are required to CLOSE at a pressure above 80% of that rating. The relief valve should be installed where it is easily accessible for maintenance. Care should be taken that the relief valve CANNOT be isolated from the system when the system is operational. A relief valve should NEVER have a shutoff valve or a plug downstream of its outlet.

	AGF Item ID	Item Description	Item Class	Master Carton	Unit
1" M8011 Thread 	8200D	1" M8011 x 3.0k-B Orifice	Assembly	1	EACH
	8201D	1" M8011 x 3.7k-E Orifice	Assembly	1	EACH
	8202D	1" M8011 x 4.3k-F Orifice	Assembly	1	EACH
	8203D	1" M8011 x 5.5k-F Orifice	Assembly	1	EACH



	AGF Item ID	Item Description	Item Class	Master Carton	Unit
 <p>1 1/4" M8011 Thread</p>	8210D	1 1/4" M8011 x 3/8" Orifice	Assembly	1	EACH
	8211D	1 1/4" M8011 x 7/16" Orifice	Assembly	1	EACH
	8212D	1 1/4" M8011 x 1/2" Orifice	Assembly	1	EACH
	8213D	1 1/4" M8011 x 17/32" Orifice	Assembly	1	EACH
	8214D	1 1/4" M8011 x 5/8" ELO Orifice	Assembly	1	EACH
 <p>1 1/2" M8011 Thread</p>	8220D	1 1/2" M8011 (THD) x 3/8" Orifice	Assembly	1	EACH
	8221D	1 1/2" M8011 (THD) x 7/16" Orifice	Assembly	1	EACH
	8222D	1 1/2" M8011 (THD) x 1/2" Orifice	Assembly	1	EACH
	8223D	1 1/2" M8011 (THD) x 17/32" Orifice	Assembly	1	EACH
	8224D	1 1/2" M8011 (THD) x 5/8" ELO Orifice	Assembly	1	EACH
 <p>1 1/2" M8011 Thread x Groove</p>	8225D	1 1/2" M8011 (THD x GRV) x 3/8" Orifice	Assembly	1	EACH
	8226D	1 1/2" M8011 (THD x GRV) x 7/16" Orifice	Assembly	1	EACH
	8227D	1 1/2" M8011 (THD x GRV) x 1/2" Orifice	Assembly	1	EACH
	8228D	1 1/2" M8011 (THD x GRV) x 17/32" Orifice	Assembly	1	EACH
	8229D	1 1/2" M8011 (THD x GRV) x 5/8" ELO Orifice	Assembly	1	EACH
 <p>1 1/2" M8011 Groove</p>	8230D	1 1/2" M8011 (GRV) x 3/8" Orifice	Assembly	1	EACH
	8231D	1 1/2" M8011 (GRV) x 7/16" Orifice	Assembly	1	EACH
	8232D	1 1/2" M8011 (GRV) x 1/2" Orifice	Assembly	1	EACH
	8233D	1 1/2" M8011 (GRV) x 17/32" Orifice	Assembly	1	EACH
	8234D	1 1/2" M8011 (GRV) x 5/8" ELO Orifice	Assembly	1	EACH
 <p>2" M8011 Thread</p>	8240D	2" M8011 (THD) x 3/8" Orifice	Assembly	1	EACH
	8241D	2" M8011 (THD) x 7/16" Orifice	Assembly	1	EACH
	8242D	2" M8011 (THD) x 1/2" Orifice	Assembly	1	EACH
	8243D	2" M8011 (THD) x 17/32" Orifice	Assembly	1	EACH
	8244D	2" M8011 (THD) x 5/8" ELO Orifice	Assembly	1	EACH
 <p>2" M8011 Thread x Groove</p>	8245D	2" M8011 (THD x GRV) x 3/8" Orifice	Assembly	1	EACH
	8246D	2" M8011 (THD x GRV) x 7/16" Orifice	Assembly	1	EACH
	8247D	2" M8011 (THD x GRV) x 1/2" Orifice	Assembly	1	EACH
	8248D	2" M8011 (THD x GRV) x 17/32" Orifice	Assembly	1	EACH
	8249D	2" M8011 (THD x GRV) x 5/8" ELO Orifice	Assembly	1	EACH
 <p>2" M8011 Groove</p>	8250D	2" M8011 (GRV) x 3/8" Orifice	Assembly	1	EACH
	8251D	2" M8011 (GRV) x 7/16" Orifice	Assembly	1	EACH
	8252D	2" M8011 (GRV) x 1/2" Orifice	Assembly	1	EACH
	8253D	2" M8011 (GRV) x 17/32" Orifice	Assembly	1	EACH
	8254D	2" M8011 (GRV) x 5/8" ELO Orifice	Assembly	1	EACH



NFPA 13R Standard

Low-Rise Residential Occupancies

- 1.1** This standard shall cover the design and installation of automatic sprinkler systems for protection against the fire hazards in residential occupancies up to and including four stories in height in buildings not exceeding 60 ft. (18 m) in height above grade plane.
- 1.2.1** The purpose of this standard shall be to provide a sprinkler system that aids in the detection and control of residential fires and thus provides improved protection against injury and life loss and property damage.
- 3.3.9** Residential occupancies. Occupancies that include the following, as defined in NFPA 101: (1) apartment buildings, (2) lodging and rooming houses, (3) board and care facilities, and (4) hotels, motels, and dormitories.




—NFPA 13R Standard for the Installation of Sprinkler Systems in Low-Rise Residential Occupancies (13R-6, 2013)







Model 8000R RESIDENTIAL RISERPACK™

Preassembled Riser for NFPA 13R Systems

Includes: Bronze Riser Body, Water Flow Alarm Switch w/ Retard, 3/2" Pressure Gauge with 1/4" 3-Way Globe Valve, and Drain Valve w/ Test Orifice. Sight Glass option available. Non-Retard Flow Switch is available by special order.

	AGF Item ID	Item Description	Item Class	Master Carton	Unit
1 1/4" M8000 Thread 	8110R	1 1/4" M8000 x 3/8" Orifice	Assembly	1	EACH
	8111R	1 1/4" M8000 x 7/16" Orifice	Assembly	1	EACH
	8112R	1 1/4" M8000 x 1/2" Orifice	Assembly	1	EACH
	8113R	1 1/4" M8000 x 17/32" Orifice	Assembly	1	EACH
	8114R	1 1/4" M8000 x 5/8" ELO Orifice	Assembly	1	EACH
1 1/2" M8000 Thread 	8120R	1 1/2" M8000 (THD) x 3/8" Orifice	Assembly	1	EACH
	8121R	1 1/2" M8000 (THD) x 7/16" Orifice	Assembly	1	EACH
	8122R	1 1/2" M8000 (THD) x 1/2" Orifice	Assembly	1	EACH
	8123R	1 1/2" M8000 (THD) x 17/32" Orifice	Assembly	1	EACH
	8124R	1 1/2" M8000 (THD) x 5/8" ELO Orifice	Assembly	1	EACH
1 1/2" M8000 Thread x Groove 	8125R	1 1/2" M8000 (THD x GRV) x 3/8" Orifice	Assembly	1	EACH
	8126R	1 1/2" M8000 (THD x GRV) x 7/16" Orifice	Assembly	1	EACH
	8127R	1 1/2" M8000 (THD x GRV) x 1/2" Orifice	Assembly	1	EACH
	8128R	1 1/2" M8000 (THD x GRV) x 17/32" Orifice	Assembly	1	EACH
	8129R	1 1/2" M8000 (THD x GRV) x 5/8" ELO Orifice	Assembly	1	EACH

	AGF Item ID	Item Description	Item Class	Master Carton	Unit
1½" M8000 Groove 	8130R	1½" M8000 (GRV) x ¾" Orifice	Assembly	1	EACH
	8131R	1½" M8000 (GRV) x 7/16" Orifice	Assembly	1	EACH
	8132R	1½" M8000 (GRV) x ½" Orifice	Assembly	1	EACH
	8133R	1½" M8000 (GRV) x 17/32" Orifice	Assembly	1	EACH
	8134R	1½" M8000 (GRV) x 5/8" ELO Orifice	Assembly	1	EACH
2" M8000 Thread 	8140R	2" M8000 (THD) x ¾" Orifice	Assembly	1	EACH
	8141R	2" M8000 (THD) x 7/16" Orifice	Assembly	1	EACH
	8142R	2" M8000 (THD) x ½" Orifice	Assembly	1	EACH
	8143R	2" M8000 (THD) x 17/32" Orifice	Assembly	1	EACH
	8144R	2" M8000 (THD) x 5/8" ELO Orifice	Assembly	1	EACH
2" M8000 Thread x Groove 	8145R	2" M8000 (THD x GRV) x ¾" Orifice	Assembly	1	EACH
	8146R	2" M8000 (THD x GRV) x 7/16" Orifice	Assembly	1	EACH
	8147R	2" M8000 (THD x GRV) x ½" Orifice	Assembly	1	EACH
	8148R	2" M8000 (THD x GRV) x 17/32" Orifice	Assembly	1	EACH
	8149R	2" M8000 (THD x GRV) x 5/8" ELO Orifice	Assembly	1	EACH
2" M8000 Groove 	8150R	2" M8000 (GRV) x ¾" Orifice	Assembly	1	EACH
	8151R	2" M8000 (GRV) x 7/16" Orifice	Assembly	1	EACH
	8152R	2" M8000 (GRV) x ½" Orifice	Assembly	1	EACH
	8153R	2" M8000 (GRV) x 17/32" Orifice	Assembly	1	EACH
	8154R	2" M8000 (GRV) x 5/8" ELO Orifice	Assembly	1	EACH




Model 8011R RESIDENTIAL RISERPACK™







Preassembled Riser for NFPA 13R Systems Requiring Pressure Relief

Includes: Bronze Riser Body, Water Flow Alarm Switch w/ Retard, 3½" Pressure Gauge with ¼" 3-Way Globe Valve, Drain Valve w/ Test Orifice, and Pressure Relief Valve w/ Drain Trim. Sight Glass option available. Non-Retard Flow Switch is available by special order.

M8011 valves are packaged with Trim Kit. Kit includes a M7000 PRV (175 PSI) and drain trim. Other pressure relief valve PSI ratings are available (165, 185, 195, 205, 225, and 250).

Note: It is important to note that the pressure rating of the relief valve indicates an operating range of pressure for both opening and closing of the valve. Standard relief valves are required to OPEN in a range of pressure between 90% and 105% of their rating. The valves are required to CLOSE at a pressure above 80% of that rating. The relief valve should be installed where it is easily accessible for maintenance. Care should be taken that the relief valve CANNOT be isolated from the system when the system is operational. A relief valve should NEVER have a shutoff valve or a plug downstream of its outlet.

	AGF Item ID	Item Description	Item Class	Master Carton	Unit
1¼" M8011 Thread 	8210R	1¼" M8011 x ¾" Orifice	Assembly	1	EACH
	8211R	1¼" M8011 x 7/16" Orifice	Assembly	1	EACH
	8212R	1¼" M8011 x ½" Orifice	Assembly	1	EACH
	8213R	1¼" M8011 x 17/32" Orifice	Assembly	1	EACH
	8214R	1¼" M8011 x 5/8" ELO Orifice	Assembly	1	EACH








	AGF Item ID	Item Description	Item Class	Master Carton	Unit
1½" M8011 Thread 	8220R	1½" M8011 (THD) x ¾" Orifice	Assembly	1	EACH
	8221R	1½" M8011 (THD) x 7/16" Orifice	Assembly	1	EACH
	8222R	1½" M8011 (THD) x ½" Orifice	Assembly	1	EACH
	8223R	1½" M8011 (THD) x 17/32" Orifice	Assembly	1	EACH
	8224R	1½" M8011 (THD) x 5/8" ELO Orifice	Assembly	1	EACH
1½" M8011 Thread x Groove 	8225R	1½" M8011 (THD x GRV) x ¾" Orifice	Assembly	1	EACH
	8226R	1½" M8011 (THD x GRV) x 7/16" Orifice	Assembly	1	EACH
	8227R	1½" M8011 (THD x GRV) x ½" Orifice	Assembly	1	EACH
	8228R	1½" M8011 (THD x GRV) x 17/32" Orifice	Assembly	1	EACH
	8229R	1½" M8011 (THD x GRV) x 5/8" ELO Orifice	Assembly	1	EACH
1½" M8011 Groove 	8230R	1½" M8011 (GRV) x ¾" Orifice	Assembly	1	EACH
	8231R	1½" M8011 (GRV) x 7/16" Orifice	Assembly	1	EACH
	8232R	1½" M8011 (GRV) x ½" Orifice	Assembly	1	EACH
	8233R	1½" M8011 (GRV) x 17/32" Orifice	Assembly	1	EACH
	8234R	1½" M8011 (GRV) x 5/8" ELO Orifice	Assembly	1	EACH
2" M8011 Thread 	8240R	2" M8011 (THD) x ¾" Orifice	Assembly	1	EACH
	8241R	2" M8011 (THD) x 7/16" Orifice	Assembly	1	EACH
	8242R	2" M8011 (THD) x ½" Orifice	Assembly	1	EACH
	8243R	2" M8011 (THD) x 17/32" Orifice	Assembly	1	EACH
	8244R	2" M8011 (THD) x 5/8" ELO Orifice	Assembly	1	EACH
2" M8011 Thread x Groove 	8245R	2" M8011 (THD x GRV) x ¾" Orifice	Assembly	1	EACH
	8246R	2" M8011 (THD x GRV) x 7/16" Orifice	Assembly	1	EACH
	8247R	2" M8011 (THD x GRV) x ½" Orifice	Assembly	1	EACH
	8248R	2" M8011 (THD x GRV) x 17/32" Orifice	Assembly	1	EACH
	8249R	2" M8011 (THD x GRV) x 5/8" ELO Orifice	Assembly	1	EACH
2" M8011 Groove 	8250R	2" M8011 (GRV) x ¾" Orifice	Assembly	1	EACH
	8251R	2" M8011 (GRV) x 7/16" Orifice	Assembly	1	EACH
	8252R	2" M8011 (GRV) x ½" Orifice	Assembly	1	EACH
	8253R	2" M8011 (GRV) x 17/32" Orifice	Assembly	1	EACH
	8254R	2" M8011 (GRV) x 5/8" ELO Orifice	Assembly	1	EACH



Model 8000 COMMERCIAL RISERPACK™

Preassembled Bronze Riser for NFPA 13 Systems

Includes: Bronze Riser Body, Water Flow Alarm Switch w/ Retard, 3/2" Pressure Gauge with 1/4" 3-Way Globe Valve, and TEST_{AN}DRAIN® Valve w/ Test Orifice.





	AGF Item ID	Item Description	Item Class	Master Carton	Unit
1 1/4" M8000 Thread 	8310A	1 1/4" M8000 x 3/8" Orifice	Assembly	1	EACH
	8311A	1 1/4" M8000 x 7/16" Orifice	Assembly	1	EACH
	8312A	1 1/4" M8000 x 1/2" Orifice	Assembly	1	EACH
	8313A	1 1/4" M8000 x 17/32" Orifice	Assembly	1	EACH
	8314A	1 1/4" M8000 x 5/8" ELO Orifice	Assembly	1	EACH
1 1/2" M8000 Thread 	8320A	1 1/2" M8000 (THD) x 3/8" Orifice	Assembly	1	EACH
	8321A	1 1/2" M8000 (THD) x 7/16" Orifice	Assembly	1	EACH
	8322A	1 1/2" M8000 (THD) x 1/2" Orifice	Assembly	1	EACH
	8323A	1 1/2" M8000 (THD) x 17/32" Orifice	Assembly	1	EACH
	8324A	1 1/2" M8000 (THD) x 5/8" ELO Orifice	Assembly	1	EACH
1 1/2" M8000 Thread x Groove 	8325A	1 1/2" M8000 (THD x GRV) x 3/8" Orifice	Assembly	1	EACH
	8326A	1 1/2" M8000 (THD x GRV) x 7/16" Orifice	Assembly	1	EACH
	8327A	1 1/2" M8000 (THD x GRV) x 1/2" Orifice	Assembly	1	EACH
	8328A	1 1/2" M8000 (THD x GRV) x 17/32" Orifice	Assembly	1	EACH
	8329A	1 1/2" M8000 (THD x GRV) x 5/8" ELO Orifice	Assembly	1	EACH
1 1/2" M8000 Groove 	8330A	1 1/2" M8000 (GRV) x 3/8" Orifice	Assembly	1	EACH
	8331A	1 1/2" M8000 (GRV) x 7/16" Orifice	Assembly	1	EACH
	8332A	1 1/2" M8000 (GRV) x 1/2" Orifice	Assembly	1	EACH
	8333A	1 1/2" M8000 (GRV) x 17/32" Orifice	Assembly	1	EACH
	8334A	1 1/2" M8000 (GRV) x 5/8" ELO Orifice	Assembly	1	EACH
2" M8000 Thread 	8340A	2" M8000 (THD) x 3/8" Orifice	Assembly	1	EACH
	8341A	2" M8000 (THD) x 7/16" Orifice	Assembly	1	EACH
	8342A	2" M8000 (THD) x 1/2" Orifice	Assembly	1	EACH
	8343A	2" M8000 (THD) x 17/32" Orifice	Assembly	1	EACH
	8344A	2" M8000 (THD) x 5/8" ELO Orifice	Assembly	1	EACH
2" M8000 Thread x Groove 	8345A	2" M8000 (THD x GRV) x 3/8" Orifice	Assembly	1	EACH
	8346A	2" M8000 (THD x GRV) x 7/16" Orifice	Assembly	1	EACH
	8347A	2" M8000 (THD x GRV) x 1/2" Orifice	Assembly	1	EACH
	8348A	2" M8000 (THD x GRV) x 17/32" Orifice	Assembly	1	EACH
	8349A	2" M8000 (THD x GRV) x 5/8" ELO Orifice	Assembly	1	EACH
2" M8000 Groove 	8350A	2" M8000 (GRV) x 3/8" Orifice	Assembly	1	EACH
	8351A	2" M8000 (GRV) x 7/16" Orifice	Assembly	1	EACH
	8352A	2" M8000 (GRV) x 1/2" Orifice	Assembly	1	EACH
	8353A	2" M8000 (GRV) x 17/32" Orifice	Assembly	1	EACH
	8354A	2" M8000 (GRV) x 5/8" ELO Orifice	Assembly	1	EACH




Model 8000 COMMERCIAL RISERPACK™

Preassembled Schedule 40 Steel Riser for NFPA 13 Systems

Includes: Schedule 40 Steel Riser Body w/ Grooved Connections, Water Flow Alarm Switch w/ Retard, 3½" Pressure Gauge with ¼" 3-Way Globe Valve, and TEST_{AN}DRAIN® Valve w/ Test Orifice.

	AGF Item ID	Item Description	Item Class	Master Carton	Unit
	8360A	2½" M8000 x ¾" Orifice	Assembly	1	EACH
	8361A	2½" M8000 x 7/16" Orifice	Assembly	1	EACH
	8362A	2½" M8000 x ½" Orifice	Assembly	1	EACH
	8363A	2½" M8000 x 17/32" Orifice	Assembly	1	EACH
	8364A	2½" M8000 x 5/8" ELO Orifice	Assembly	1	EACH
	8365A	2½" M8000 x ¾" ESFR Orifice	Assembly	1	EACH
	8370A	3" M8000 x ¾" Orifice	Assembly	1	EACH
	8371A	3" M8000 x 7/16" Orifice	Assembly	1	EACH
	8372A	3" M8000 x ½" Orifice	Assembly	1	EACH
	8373A	3" M8000 x 17/32" Orifice	Assembly	1	EACH
	8374A	3" M8000 x 5/8" ELO Orifice	Assembly	1	EACH
	8375A	3" M8000 x ¾" ESFR Orifice	Assembly	1	EACH
 <p>Utilizes M2500 Groove x Groove TEST_{AN}DRAIN®</p>	8380A	4" M8000 x ¾" Orifice	Assembly	1	EACH
	8381A	4" M8000 x 7/16" Orifice	Assembly	1	EACH
	8382A	4" M8000 x ½" Orifice	Assembly	1	EACH
	8383A	4" M8000 x 17/32" Orifice	Assembly	1	EACH
	8384A	4" M8000 x 5/8" ELO Orifice	Assembly	1	EACH
	8385A	4" M8000 x ¾" ESFR Orifice	Assembly	1	EACH
 <p>Utilizes M2500 Groove x Groove TEST_{AN}DRAIN®</p>	8390A	6" M8000 x ¾" Orifice	Assembly	1	EACH
	8391A	6" M8000 x 7/16" Orifice	Assembly	1	EACH
	8392A	6" M8000 x ½" Orifice	Assembly	1	EACH
	8393A	6" M8000 x 17/32" Orifice	Assembly	1	EACH
	8394A	6" M8000 x 5/8" ELO Orifice	Assembly	1	EACH
	8395A	6" M8000 x ¾" ESFR Orifice	Assembly	1	EACH
	8396A	6" M8000 x K25 Orifice	Assembly	1	EACH

Locking Plate Kits

	AGF Item ID	Item Description	Item Class	Master Carton	Unit
	870	Locking Plate Kit (Specify Valve Size When Ordering)	Special	1	EACH







Model 8011 COMMERCIAL RISERPACK™

Preassembled Bronze Riser for NFPA 13 Systems Requiring Pressure Relief

Includes: Bronze Riser Body, Water Flow Alarm Switch w/ Retard, 3/2" Pressure Gauge with 1/4" 3-Way Globe Valve, and **TESTanDRAIN®** Valve w/ Test Orifice.

M8011 valves are packaged with Trim Kit. Kit includes a M7000 PRV (175 PSI) and drain trim. Other pressure relief valve PSI ratings are available (165, 185, 195, 205, 225, and 250).

	AGF Item ID	Item Description	Item Class	Master Carton	Unit
1 1/4" M8011 Thread 	8410A	1 1/4" M8011 (THD) x 3/8" Orifice	Assembly	1	EACH
	8411A	1 1/4" M8011 (THD) x 7/16" Orifice	Assembly	1	EACH
	8412A	1 1/4" M8011 (THD) x 1/2" Orifice	Assembly	1	EACH
	8413A	1 1/4" M8011 (THD) x 17/32" Orifice	Assembly	1	EACH
	8414A	1 1/4" M8011 (THD) x 5/8" ELO Orifice	Assembly	1	EACH
1 1/2" M8011 Thread 	8420A	1 1/2" M8011 (THD) x 3/8" Orifice	Assembly	1	EACH
	8421A	1 1/2" M8011 (THD) x 7/16" Orifice	Assembly	1	EACH
	8422A	1 1/2" M8011 (THD) x 1/2" Orifice	Assembly	1	EACH
	8423A	1 1/2" M8011 (THD) x 17/32" Orifice	Assembly	1	EACH
	8424A	1 1/2" M8011 (THD) x 5/8" ELO Orifice	Assembly	1	EACH
1 1/2" M8011 Thread x Groove 	8425A	1 1/2" M8011 (THD x GRV) x 3/8" Orifice	Assembly	1	EACH
	8426A	1 1/2" M8011 (THD x GRV) x 7/16" Orifice	Assembly	1	EACH
	8427A	1 1/2" M8011 (THD x GRV) x 1/2" Orifice	Assembly	1	EACH
	8428A	1 1/2" M8011 (THD x GRV) x 17/32" Orifice	Assembly	1	EACH
	8429A	1 1/2" M8011 (THD x GRV) x 5/8" ELO Orifice	Assembly	1	EACH
1 1/2" M8011 Groove 	8430A	1 1/2" M8011 (GRV) x 3/8" Orifice	Assembly	1	EACH
	8431A	1 1/2" M8011 (GRV) x 7/16" Orifice	Assembly	1	EACH
	8432A	1 1/2" M8011 (GRV) x 1/2" Orifice	Assembly	1	EACH
	8433A	1 1/2" M8011 (GRV) x 17/32" Orifice	Assembly	1	EACH
	8434A	1 1/2" M8011 (GRV) x 5/8" ELO Orifice	Assembly	1	EACH
2" M8011 Thread 	8440A	2" M8011 (THD) x 3/8" Orifice	Assembly	1	EACH
	8441A	2" M8011 (THD) x 7/16" Orifice	Assembly	1	EACH
	8442A	2" M8011 (THD) x 1/2" Orifice	Assembly	1	EACH
	8443A	2" M8011 (THD) x 17/32" Orifice	Assembly	1	EACH
	8444A	2" M8011 (THD) x 5/8" ELO Orifice	Assembly	1	EACH
2" M8011 Thread x Groove 	8445A	2" M8011 (THD x GRV) x 3/8" Orifice	Assembly	1	EACH
	8446A	2" M8011 (THD x GRV) x 7/16" Orifice	Assembly	1	EACH
	8447A	2" M8011 (THD x GRV) x 1/2" Orifice	Assembly	1	EACH
	8448A	2" M8011 (THD x GRV) x 17/32" Orifice	Assembly	1	EACH
	8449A	2" M8011 (THD x GRV) x 5/8" ELO Orifice	Assembly	1	EACH
2" M8011 Groove 	8450A	2" M8011 (GRV) x 3/8" Orifice	Assembly	1	EACH
	8451A	2" M8011 (GRV) x 7/16" Orifice	Assembly	1	EACH
	8452A	2" M8011 (GRV) x 1/2" Orifice	Assembly	1	EACH
	8453A	2" M8011 (GRV) x 17/32" Orifice	Assembly	1	EACH
	8454A	2" M8011 (GRV) x 5/8" ELO Orifice	Assembly	1	EACH







Model 8011 COMMERCIAL RISERPACK™

Preassembled Schedule 40 Steel Riser for NFPA 13 Systems Requiring Pressure Relief

Includes: Schedule 40 Steel Riser Body w/ Grooved Connections, Water Flow Alarm Switch w/ Retard, 3½" Pressure Gauge with ¼" 3-Way Globe Valve, and **TESTanDRAIN®** Valve w/ Test Orifice.

M8011 valves are packaged with Trim Kit. Kit includes a M7000 PRV (175 PSI) and drain trim. Other pressure relief valve PSI ratings are available (165, 185, 195, 205, 225, and 250).

	AGF Item ID	Item Description	Item Class	Master Carton	Unit
	8460A	2½" M8011 x ¾" Orifice	Assembly	1	EACH
	8461A	2½" M8011 x 7/16" Orifice	Assembly	1	EACH
	8462A	2½" M8011 x ½" Orifice	Assembly	1	EACH
	8463A	2½" M8011 x 17/32" Orifice	Assembly	1	EACH
	8464A	2½" M8011 x 5/8" ELO Orifice	Assembly	1	EACH
	8465A	2½" M8011 x ¾" ESFR Orifice	Assembly	1	EACH
	8470A	3" M8011 x ¾" Orifice	Assembly	1	EACH
	8471A	3" M8011 x 7/16" Orifice	Assembly	1	EACH
	8472A	3" M8011 x ½" Orifice	Assembly	1	EACH
	8473A	3" M8011 x 17/32" Orifice	Assembly	1	EACH
	8474A	3" M8011 x 5/8" ELO Orifice	Assembly	1	EACH
	8475A	3" M8011 x ¾" ESFR Orifice	Assembly	1	EACH
 <p>Utilizes M2500 Groove x Groove TESTanDRAIN®</p>	8480A	4" M8011 x ¾" Orifice	Assembly	1	EACH
	8481A	4" M8011 x 7/16" Orifice	Assembly	1	EACH
	8482A	4" M8011 x ½" Orifice	Assembly	1	EACH
	8483A	4" M8011 x 17/32" Orifice	Assembly	1	EACH
	8484A	4" M8011 x 5/8" ELO Orifice	Assembly	1	EACH
	8485A	4" M8011 x ¾" ESFR Orifice	Assembly	1	EACH
 <p>Utilizes M2500 Groove x Groove TESTanDRAIN®</p>	8490A	6" M8011 x ¾" Orifice	Assembly	1	EACH
	8491A	6" M8011 x 7/16" Orifice	Assembly	1	EACH
	8492A	6" M8011 x ½" Orifice	Assembly	1	EACH
	8493A	6" M8011 x 17/32" Orifice	Assembly	1	EACH
	8494A	6" M8011 x 5/8" ELO Orifice	Assembly	1	EACH
	8495A	6" M8011 x ¾" ESFR Orifice	Assembly	1	EACH
	8496A	6" M8011 x K25 Orifice	Assembly	1	EACH

Note: It is important to note that the pressure rating of the relief valve indicates an operating range of pressure for both opening and closing of the valve. Standard relief valves are required to OPEN in a range of pressure between 90% and 105% of their rating. The valves are required to CLOSE at a pressure above 80% of that rating. The relief valve should be installed where it is easily accessible for maintenance. Care should be taken that the relief valve CANNOT be isolated from the system when the system is operational. A relief valve should NEVER have a shutoff valve or a plug downstream of its outlet.

CORRAN-SITE

CORROSION MONITOR



Model No.
770

Manufactured
10/1/2015

AGF Manufacturing, Inc.

www.testandrain.com

610-240-4900



CORRinSITE™



AGF's CORRinSITE Corrosion Monitors were developed in response to the increase of corrosion-related failures in both wet and dry fire protection systems. CORRinSITE, available in an in-line pipe or mechanical tee, provides a simple to install, maintenance-free, and inexpensive method to monitor for hidden corrosion problems in any fire protection system.



The CORRinSITE is manufactured from the same mild carbon steel as the system's piping and its surface corrodes as the pipe corrodes. When the monitor corrodes beyond its limit, moisture penetrates the sealed chamber and transforms the brilliant white sight glass to a fluorescent orange color, indicating a corrosion problem and need for further investigation.

Model 7700 CORRinSITE™

In-Line Pipe Corrosion Monitors

The **CORRinSITE™** Model 7700 In-Line Pipe Corrosion Monitor is suitable for new construction and can be retrofitted into existing fire protection systems. It is available in schedule 10 or 40, powder-coated black steel or galvanized pipe.

POWDER-COATED						
	AGF Item ID	Item Description	Item Class	Master Carton	Minimum Order Qty.	Unit
	7720P-10	2" Powder Coated SCH 10 Pipe Assembly	Stock	10	1	EACH
	7725P-10	2.5" Powder Coated SCH 10 Pipe Assembly	Stock	10	1	EACH
	7730P-10	3" Powder Coated SCH 10 Pipe Assembly	Stock	10	1	EACH
	7740P-10	4" Powder Coated SCH 10 Pipe Assembly	Stock	10	1	EACH
	7760P-10	6" Powder Coated SCH 10 Pipe Assembly	Stock	10	1	EACH
	7780P-10	8" Powder Coated SCH 10 Pipe Assembly	Stock	10	1	EACH
	7720P-40	2" Powder Coated SCH 40 Pipe Assembly	Stock	10	1	EACH
	7725P-40	2.5" Powder Coated SCH 40 Pipe Assembly	Stock	10	1	EACH
	7730P-40	3" Powder Coated SCH 40 Pipe Assembly	Stock	10	1	EACH
	7740P-40	4" Powder Coated SCH 40 Pipe Assembly	Stock	10	1	EACH
	7760P-40	6" Powder Coated SCH 40 Pipe Assembly	Stock	10	1	EACH
	7780P-40	8" Powder Coated SCH 40 Pipe Assembly	Stock	10	1	EACH

GALVANIZED						
	AGF Item ID	Item Description	Item Class	Master Carton	Minimum Order Qty.	Unit
	7720G-10	2" Galvanized SCH 10 Pipe Assembly	Stock	10	1	EACH
	7725G-10	2.5" Galvanized SCH 10 Pipe Assembly	Stock	10	1	EACH
	7730G-10	3" Galvanized SCH 10 Pipe Assembly	Stock	10	1	EACH
	7740G-10	4" Galvanized SCH 10 Pipe Assembly	Stock	10	1	EACH
	7760G-10	6" Galvanized SCH 10 Pipe Assembly	Stock	10	1	EACH
	7780G-10	8" Galvanized SCH 10 Pipe Assembly	Stock	10	1	EACH
	7720G-40	2" Galvanized SCH 40 Pipe Assembly	Stock	10	1	EACH
	7725G-40	2.5" Galvanized SCH 40 Pipe Assembly	Stock	10	1	EACH
	7730G-40	3" Galvanized SCH 40 Pipe Assembly	Stock	10	1	EACH
	7740G-40	4" Galvanized SCH 40 Pipe Assembly	Stock	10	1	EACH
	7760G-40	6" Galvanized SCH 40 Pipe Assembly	Stock	10	1	EACH
	7780G-40	8" Galvanized SCH 40 Pipe Assembly	Stock	10	1	EACH


AGF Item ID	Item Description
CALL	CORRinSITE Replacement Plug*


*To replace worn or damaged plug call AGF at 610-240-4900.

Model 7800 CORRinSITE™

Mechanical Tee Corrosion Monitors

The **CORRinSITE™** Model 7800 Mechanical Tee Corrosion Monitor is suitable for retrofitting into existing fire protection systems and is available with a painted red or galvanized steel mechanical tee.

POWDER-COATED						
	AGF Item ID	Item Description	Item Class	Master Carton	Minimum Order Qty.	Unit
	7820MTP	2" Painted Mechanical Tee	Stock	10	1	EACH
	7825MTP	2.5" Painted Mechanical Tee	Stock	10	1	EACH
	7830MTP	3" Painted Mechanical Tee	Stock	10	1	EACH
	7840MTP	4" Painted Mechanical Tee	Stock	10	1	EACH
	7860MTP	6" Painted Mechanical Tee	Stock	10	1	EACH
	7880MTP	8" Painted Mechanical Tee	Stock	10	1	EACH

GALVANIZED						
	AGF Item ID	Item Description	Item Class	Master Carton	Minimum Order Qty.	Unit
	7820MTG	2" Galvanized Mechanical Tee	Stock	10	1	EACH
	7825MTG	2.5" Galvanized Mechanical Tee	Stock	10	1	EACH
	7830MTG	3" Galvanized Mechanical Tee	Stock	10	1	EACH
	7840MTG	4" Galvanized Mechanical Tee	Stock	10	1	EACH
	7860MTG	6" Galvanized Mechanical Tee	Stock	10	1	EACH
	7880MTG	8" Galvanized Mechanical Tee	Stock	10	1	EACH

AGF Item ID	Item Description
CALL	CORRinSITE Replacement Plug*

*To replace worn or damaged plug call AGF at 610-240-4900.

Installation Locations

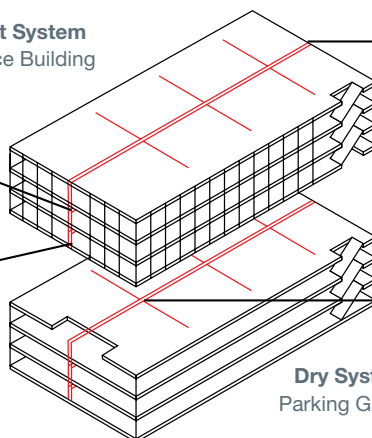


Floor Control



Water Main

Wet System
Office Building



Dry System
Parking Garage



End of Line



Branch Line



DRAIN

COLLECT&DRAIN™

Failure to drain condensate from system may result in system failure due to freezing. System must be maintained per NFPA 25. Refer to COLLECT&DRAIN operator's manual.

TO DRAIN

1. Close system valve and remove drain plug.
2. Slide locking plate up.
3. Open drain valve.

DRAIN

Lift Here

Lift Here

Since our founding, AGF Manufacturing, Inc. has been committed to providing a unique line of products for the fire sprinkler industry. We strive to maintain a close working relationship with our customers in order to meet the ever increasing demands of our industry. Over the years, this has helped us introduce many innovative products designed to meet a wide variety of needs. In filling these needs, we have built a strong reputation for providing the best products backed by an unwavering commitment to customer satisfaction. We continually work in the field to improve existing products, as well as invent new items.

At AGF, our mission is to design and manufacture unique products that engineers and architects can specify with confidence based on a proven record of reliability and fiscal accountability, and that make the contractor's job more efficient and competitive by providing cost-effective labor savings.

Our entire product line is manufactured to the highest quality and meets or exceeds ISO 9002 standards. Our valves are approved by Underwriters Laboratories and FM Approvals, LLC. This commitment to quality enhances product reliability and end user satisfaction.



AGF Manufacturing Inc.
100 Quaker Lane • Malvern, PA 19355

Phone: 610-240-4900
Fax: 610-240-4906

www.testandrain.com

Reliability, Versatility, Code Compatibility