



LED TROFFERS



Product Number	Photo	Dimmable	Wattage	Voltage	Lumen	CRI	CCT
ELYTD2-2X2CD	1	yes	30 W	120-277 V	3,600	>80	4000 K
ELYTD2-2X2ND	1	yes	30 W	120-277 V	3,600	>80	5000 K
ELYTD2-2X4ND	2	yes	36 W	120-277 V	4,300	>80	5000 K
ELYTD-2X4CD	2	Yes	42 W	120-277 V	4,200	>80	4000 K
ELYRTD-2x4CD*	3	yes	36 W	120-277 V	4,748	>80	4000k

*Retrofit Kit/DLC Premium



LED SHOP LIGHTS



Product Number	Photo	Dimmable	Wattage	Voltage	Lumen	CRI	CCT	Mounting
ELYSL-5001C	1	no	48 W	120 V	3,600	>80	4000 K	chain hung
ELYSL-5004C	2	no	48 W	120 V	3,400	>80	4000 K	chain hung



LED ROUND CLOUD

FC UL LISTED

Product Number	Photo	Lens	Dim	Wattage	Voltage	Lumen	Diameter	CRI	CCT
ELFM-9RAC	1	acrylic	yes	13 W	120 V	900	9"	>80	4000 K
ELFM-13RAC	2	acrylic	yes	18 W	120 V	1,300	13"	>80	4000 K
ELFM-15RAC	3	acrylic	yes	22 W	120 V	1,600	15"	>80	4000 K
ELFM-19RAC	4	acrylic	yes	32 W	120 V	2,000	19"	>80	4000 K
ELFM-13RGS-BN	5	glass	yes	18 W	120 V	1,500	13"	>80	3000 K



LED BED LIGHT

FC UL LISTED


Product Number	Photo	Length	Dim	Wattage	Voltage	Lumen	CRI	CCT
ELYBL-66WC	1	4'	no	66 W	120 V	5,400	>80	4000 K



LED SURFACE WRAP



Product Number	Photo	Length	Dim	Wattage	Voltage	Lumen	CRI	CCT
ELYWL-302S	1	2'	no	20 W	120-277 V	1,700	>80	3000 K
ELYWL-302C	1	2'	no	20 W	120-277 V	1,700	>80	4000 K
ELYWL-301C	2	4'	no	40 W	120-277 V	3,400	>80	4000 K
E2WR40D-840	3	4'	yes	40 W	120-277 V	4,000	>80	4000 K
ELYSL-313C	4	4'	no	48 W	120-277 V	4,080	>80	4000 K



LED STRIP LIGHT



Product Number	Photo	Length	Dim	Wattage	Voltage	Lumen	CRI	CCT
ELYST-8012C	1	2'	no	12 W	120-277 V	900	>80	4000 K
ELYST-8014C	2	4'	no	24 W	120-277 V	2,000	>80	4000 K
ELYST-8024C	3	4'	no	48 W	120-277 V	4,000	>80	4000 K





LED DOWN LIGHTS



LED 4" DOWN LIGHT (Includes detachable E26)



Product Number	Photo	Dimmable	Watt/EQ	Voltage	Lumen	CRI	CCT	Trim Style
E2DL09D4-827	1	yes	8.5 W/50 W	120 V	500	>80	2700 K	Stepped
E2DL09D4-830	1	yes	8.5 W/50 W	120 V	500	>80	3000 K	Stepped
E2DL09D4-840	1	yes	8.5 W/50 W	120 V	500	>80	4000 K	Stepped



LED 6" DOWN LIGHT (Includes detachable E26)



Product Number	Photo	Dimmable	Watt/EQ	Voltage	Lumen	CRI	CCT	Trim Style
E2DL11D6-827	2	yes	10.5 W/65 W	120 V	650	>80	2700 K	Stepped
E2DL11D6-830	2	yes	10.5 W/65 W	120 V	650	>80	3000 K	Stepped
E2DL11D6-840	2	yes	10.5 W/65 W	120 V	650	>80	4000 K	Stepped
E2DL18D6-830	2	yes	18 W/85 W	120 V	1,200	>80	3000 K	Stepped
E2DL18D6-840	2	yes	18 W/85 W	120 V	1,200	>80	4000 K	Stepped



LED 8" DOWN LIGHT (0-10v Dimming)



Product Number	Photo	Dimmable	Wattage	Voltage	Lumen	CRI	CCT	Trim Style
E1DL22D8-830	3	yes	22 W	120-277 V	1,800	>80	3000 K	Smooth
E1DL22D8-840	3	yes	22 W	120-277 V	1,800	>80	4000 K	Smooth



LED HIGH BAY LAMP and FIXTURES

LED BALLAST BYPASS LAMP

Product Number	Photo	Base	Wattage	Voltage	Lumen	Beam	CCT	Rated
EGLEDBP-110SN	1	EX39	115 W	208-277 V	10,000	95°	5000 K	damp



LED HIGH BAY FIXTURE includes reflector (E1HBA-R)

Product Number	Photo	Wattage	Voltage	Lumen	Beam	CCT	Rated	Dimmable
E1HBA100-750	2	100 W	120-277 V	10,500	60°	5000 K	damp	yes
E1HBA150-750	2	150 W	120-277 V	15,750	60°	5000 K	damp	yes
E1HBA200-750	2	200 W	120-277 V	21,000	60°	5000 K	damp	yes





LED WALL PACKS



LED STANDARD WALL PACK

Product Number	Photo	Wattage	Voltage	Lumen	Beam	CCT	Rated
E1WPA36L-750*	1	36 W	120-277 V	3,250	100°	5000 K	wet
E1WPA60L-750*	1	60 W	120-277 V	5,300	100°	5000 K	wet
E1WPA90L-750*	1	90 W	120-277 V	7,250	100°	5000 K	wet

* w/Photocell



LED RECTANGULAR WALL PACK

Product Number	Photo	Wattage	Voltage	Lumen	Beam	CCT	Rated
E1WPC20-750*	2	20 W	120-277 V	1,660	120°	5000 K	wet

* w/Photocell



LED FULL CUTOFF WALL PACK

Product Number	Photo	Wattage	Voltage	Lumen	Beam	CCT	Rated
E1WPB60-750	3	60 W	120-277 V	6,000	N/A	5000 K	wet
E1WPB60L-750*	3	60 W	120-277 V	6,000	N/A	5000 K	wet

* w/Photocell



LED SHOEBOX

Includes mounting adapter (E1SB-A1)



Product Number	Photo	Wattage	Voltage	Lumen	CCT	Rated
E1SB90-750	1	90 W	120-277 V	9,000	5000 K	wet
E1SB90L-750*	1	90 W	120-277 V	9,000	5000 K	wet
E1SB150-750	2	150 W	120-277 V	15,000	5000 K	wet
E1SB150L-750*	2	150 W	120-277 V	15,000	5000 K	wet
E1SB240L-750*	3	240 W	120-277 V	24,000	5000 K	wet

* w/Photocell



LED STREETLIGHT



Product Number	Photo	Wattage	Voltage	Lumen	CCT	Rated
E1STA150-750	1	150 W	120-277 V	16,500	5000 K	wet



LED VAPOR TIGHT

FC UL LISTED

Product Number	Photo	Length	Dim	Wattage	Voltage	Lumen	CRI	CCT	Rated
ELYVT-42C	1	4'	no	40 W	120-277 V	4,000	>80	4000 K	wet
ELYVT-42N	1	4'	no	40 W	120-277 V	4,000	>80	5000 K	wet



LED WORK LIGHT






FC UL LISTED

Product Number	Photo	Dim	Wattage	Voltage	Lumen	CRI	CCT
ELWL-DA10C	1	no	10 W	120 V / 12 V car adapter	700	>80	4000 K
MPL1005-LED15k840	2	no	15 W	120 V	1,000	>80	4000 K



T8 PLUG N PLAY



	Product Number	Photo	Lens Tint	Material	Watt/EQ	Lumen	CCT	Beam	Enclose	Dim
	E2T8CG-18F840D	3	frost	glass	18 W/32 W	2,000	4000 K	220°	yes	no
	E2T8CG-18F850D	3	frost	glass	18 W/32 W	2,000	5000 K	220°	yes	no
	ELYT8C-20FCD	1	frost	plastic	20 W/32 W	2,000	4000 K	220°	yes	yes
	E2T8C-18F840D	1	frost	plastic	18 W/32 W	2,000	4000 K	220°	yes	no
	E2T8C-18F850D	1	frost	plastic	18 W/32 W	2,000	5000 K	220°	yes	no

T8 BYPASS



	Product Number	Photo	Lens Tint	Material	Watt/EQ	Lumen	CCT	Beam	Enclose	Dim
	ELYT8G2-15FCD	2	frost	glass	15 W/28 W	1,600	4000 K	220°	yes	no
	ELYT8G2-15FND	2	frost	glass	15 W/28 W	1,600	5000 K	220°	yes	no
	ELYT8G2-18FCD	2	frost	glass	18 W/32 W	2,000	4000 K	220°	yes	no
	ELYT8G2-18FND	2	frost	glass	18 W/32 W	2,000	5000 K	220°	yes	no
	ELYT82-15FCD	2	frost	plastic	15 W/28 W	1,600	4000 K	220°	yes	no
	ELYT82-15FND	2	frost	plastic	15 W/28 W	1,600	5000 K	220°	yes	no
	ELYT82-18FND	2	frost	plastic	18 W/32 W	2,000	5000 K	220°	yes	no



COLOR LED LAMPS



Product Number	Photo	Lens Tint	Shape	Base	Watt/EQ	Lumen	CCT	Beam	Enclose	Dim
ELY03-AG-VB	1	frost	A19	E-26	3 W/40 W	NA	green	240°	yes	no
ELY03-AR-VB	2	frost	A19	E-26	3 W/40 W	NA	red	240°	yes	no
ELY03-AO-VB	3	frost	A19	E-26	3 W/40 W	NA	orange	240°	yes	no
ELY03-AB-VB	4	frost	A19	E-26	3 W/40 W	NA	blue	240°	yes	no
ELY03-AY-VB	5	frost	A19	E-26	3 W/40 W	NA	yellow	240°	yes	no
ELY03-AP-VB	6	frost	A19	E-26	3 W/40 W	NA	pink	240°	yes	no
ELY08-PG-VB	7	frost	PAR38	E-26	8 W/60 W	NA	green	35°	yes	no
ELY08-PR-VB	8	frost	PAR38	E-26	8 W/60 W	NA	red	35°	yes	no
ELY08-PO-VB	9	frost	PAR38	E-26	8 W/60 W	NA	orange	35°	yes	no
ELY08-PB-VB	10	frost	PAR38	E-26	8 W/60 W	NA	blue	35°	yes	no
ELY08-PY-VB	11	frost	PAR38	E-26	8 W/60 W	NA	yellow	35°	yes	no



FILAMENT LED

FC UL LISTED

Product Number	Photo	Lens Tint	Shape	Base	Watt/EQ	Lumen	CCT	Beam	Enclose	Dim
E1FC04DC-824	1	clear	flame	E-12	4 W/40 W	360	2400 K	330°	no	yes
E1FC04DT-822	2	vintage	flame	E-12	4 W/40 W	300	2200 K	330°	no	yes
E1FA06DC-827	3	clear	a19	E-26	6 W/60 W	600	2700 K	330°	no	yes
E1FA06DT-822	4	vintage	a19	E-26	6 W/40 W	450	2200 K	330°	no	yes
E1FS06DC-827	5	clear	st19	E-26	6 W/40 W	480	2700 K	330°	no	yes
E1FS06DT-822	6	vintage	st19	E-26	6 W/40 W	450	2200 K	330°	no	yes
E1FG06DC-827	7	clear	g25	E-26	6 W/60 W	600	2700 K	330°	no	Yes



MR16

FC UL LISTED

Product Number	Photo	Lens Tint	Base	Watt/EQ	Lumen	CCT	Volt	Beam	Enclose	Dim
ELY06D-MR5.3S-VB	1	clear	GU5.3	6 W /35 W	350	3000 K	12 V	35°	yes	yes
ELY05D-MR10S-VB	2	clear	GU10	5.5 W/35 W	350	3000 K	120 V	35°	yes	yes
ELY08D-MR5.3S-VB	1	clear	GU5.3	7 W/50 W	500	3000 K	12 V	35°	yes	yes
ELY07D-MR10S-VB	2	clear	GU10	6.5 W/50 W	500	3000 K	120 V	35°	yes	yes





CANDELABRA

FC UL LISTED

Product Number	Photo	Lens Tint	Shape	Base	Watt/EQ	Lumen	CCT	Beam	Enclose	Dim
ELY05D-CWCC-VB	1	clear	flame	E-12	4.5 W/40 W	350	2700 K	240°	yes	yes
ELY05D-CWCE-VB	2	clear	flame	E-26	4.5 W/40 W	350	2700 K	240°	yes	yes
ELY07D-CWCC-VB	3	clear	flame	E-12	7 W/60 W	500	2700 K	240°	no	yes
ELY07D-CWCE-VB	4	clear	flame	E-26	7 W/60 W	500	2700 K	240°	no	yes



GLOBE

FC UL LISTED

Product Number	Photo	Lens Tint	Shape	Base	Watt/EQ	Lumen	CCT	Beam	Enclose	Dim
ELY05D-GWCC-VB	1	Clear	G16.5	E-12	4.5 W/40 W	350	2700 K	240°	yes	yes
ELY05D-GWCE-VB	2	Clear	G16.5	E-26	4.5 W/40 W	350	2700 K	240°	yes	yes
ELY08D-GWF-VB	3	frosted	G25	E-26	8 W/60 W	500	2700 K	220°	yes	yes



PAR LAMPS (new Energy Star in 2nd quarter 2017)



Product Number	Photo	Lens Tint	Shape	Base	Watt/EQ	Lumen	CCT	Beam	Location	Dim
PAR20 in 2 nd quarter	1									
ELY11D-2PSS40-VB	2	clear	PAR30	E-26	10.5 W/60 W	600	3000 K	40°	wet	yes
ELY11D-2PSN40-VB	2	clear	PAR30	E-26	10.5 W/60 W	600	5000 K	40°	wet	yes
ELY14D-2PLS40-VB	3	clear	PAR30	E-26	13.5 W/75 W	750	3000 K	40°	wet	yes
ELY18D-2PN40-VB	4	clear	PAR38	E-26	17.5 W/85 W	1,050	5000 K	40°	wet	yes



BR LAMPS (new Energy Star in 2nd quarter 2017)



Product Number	Photo	Shape	Base	Watt/EQ	Lumen	CCT	Beam	Enclose	Dim
ELY08D-2BRW-VB	1	R20	E-26	8 W/45 W	450	2700 K	120°	yes	yes
E3B310D-827-VB	2	BR30	E-26	10 W/65 W	650	2700 K	110°	no	yes
E3B310D-850-VB	2	BR30	E-26	10 W/65 W	650	5000 K	110°	no	yes
E3B414D-827-VB	3	BR40	E-26	14 W/85 W	1,100	2700 K	110°	no	yes
E3B414D-850-VB	3	BR40	E-26	14 W/85 W	1,100	5000 K	110°	no	yes



OMNI A-LAMP

FC UL LISTED

Product Number	Photo	Lens Tint	Shape	Base	Watt/EQ	Lumen	CCT	Beam	Dim
E4OA06D-827-VB	1	frost	A19	E-26	6 W/40 W	450	2700 K	310°	yes
E4OA06D-850-VB	1	frost	A19	E-26	6 W/40 W	450	5000 K	310°	yes
E4OA09D-827-VB	1	frost	A19	E-26	8.5 W/60 W	800	2700 K	310°	yes
E4OA09D-850-VB	1	frost	A19	E-26	8.5 W/60 W	800	5000 K	310°	yes
E3OA11D-830-VB	2	frost	A19	E-26	11 W/75 W	1,100	3000 K	330°	yes
E3OA11D-850-VB	2	frost	A19	E-26	11 W/75 W	1,100	5000 K	330°	yes
E3OA15D-830-VB	3	frost	A21	E-26	15 W/100 W	1,600	3000 K	330°	yes
E3OA15D-850-VB	3	frost	A21	E-26	15 W/100 W	1,600	5000 K	330°	yes



ECO A-LAMP

FC UL LISTED

Product Number	Photo	Lens Tint	Shape	Base	Watt/EQ	Lumen	CCT	Beam	Dim
E3EA06A-730-VB	1	frost	A19	E-26	5.5W/40W	450	3000 K	220°	no
E3EA06DA-830-VB	1	frost	A19	E-26	5.5W/40W	450	3000 K	220°	yes
E3EA06DA-850-VB	1	frost	A19	E-26	5.5W/40W	450	5000 K	220°	yes
E3EA09A-730-VB	1	frost	A19	E-26	9W/60W	800	5000 K	220°	no
ELY09D-2EAS-VB	1	frost	A19	E-26	9W/60W	800	3000 K	240°	yes
ELY09D-2EAN-VB	1	frost	A19	E-26	9W/60W	800	5000 K	240°	yes
E3EA12-830-VB	2	frost	A21	E-26	12W/75W	1,100	3000 K	220°	no
E3EA17-830-VB	3	frost	A23	E-26	16.5W/100W	1,600	3000 K	220°	no