


The solvent-free  
alternative to replacing  
your weathered roof.



## GacoFlex<sup>®</sup>

### Solvent-Free Silicone Roof Coating System

Decades of proven performance  
and protection. **Guaranteed.**



800 456 4226  
gaco.com



## Whether your roof is large or small, flat or sloped,

the **GacoFlex Solvent-Free Silicone Roof Coating System** provides a proven, guaranteed solution for renewing your weathered roof. It can be applied to virtually any existing roofing surface to create a seamless membrane that protects against permanent ponding water, ultraviolet light and severe weather.

## How to use the **GacoFlex Solvent-Free Silicone Roof Coating System**

Step 1




### *Start with a clean surface.*

It's extremely important to complete any necessary repairs prior to cleaning the roof and applying the coating system. **GacoFlex GacoWash Concentrated Cleaner** is specially formulated for use with GacoFlex Silicone Coatings. Please refer to GacoFlex product labels and/or Gaco Western specifications for detailed instructions.

### *The key advantages of using silicone:*

- Silicone is permanent and will not degrade, chalk or crack under harsh UV rays.
- Silicone forms a seamless membrane that withstands permanent ponding water without softening.
- Silicone creates a smooth surface that offers excellent resistance to mold, mildew and staining.

Step 2



### *Seal and/or Prime the surface.*

On asphalt-based surfaces, it is recommended to apply a coat of **GacoFlex A4207 BleedTrap Sealer for Asphalt Roofing** to encapsulate the oil that commonly exudes from these substrates and trap it within the sealer to inhibit bleed-through to GacoFlex Solvent-Free Silicone Coatings.

- If top-coating with GacoFlex S2100 White Cleanable Solvent-Free Silicone Coating, apply a thin primer coat of **GacoFlex E5320 2-Part Epoxy Primer/Filler** over BleedTrap to ensure adhesion.
- Other GacoFlex Solvent-Free Silicone Coatings can be applied directly over BleedTrap as soon as BleedTrap is thoroughly dry; no primer coat is typically required.

On other roofing surfaces, use **GacoFlex E5320 2-Part Epoxy Primer/Filler** to provide an excellent adhesive base for GacoFlex Silicone Coatings. It bonds to most surfaces including metal roofs (and metal surfaces such as flashing) and when top-coated will help prevent corrosion.

Applying silicone to an existing silicone surface? No primer needed!




Step 3a

### Prepare seams and fasteners and create or repair flashings.

**GacoFlex SF2000 SeamSeal Solvent-Free Silicone Sealant** adheres to seams, fasteners and other roof details in a single application. This is an effective, time-saving waterproof alternative to fabric and/or elastomeric sheet tape.

SF2000 SeamSeal can be used as a substitute for caulk on a variety of roof surfaces and can even be a filler over existing "alligatored" smooth BUR. It will repair blisters in spray polyurethane foam up to 4 inches in diameter and it works perfectly as a tape-seal over cracked polyurethane foam insulation.

**GacoFlex 66S Reinforcing Polyester Mesh** is also available for uneven surfaces and difficult situations.



Step 3b

Quick and easy to install, **GacoFlashFoam Spray-Applied 3 lb. Polyurethane Foam Flashing** provides an economical and superior alternative to labor intensive seam tapes.

The convenient self-contained kit is designed for use as spray-applied flashings at curbs, parapets, walls and penetrations prior to application of GacoFlex Coatings.

GacoFlashFoam bonds to any shape or substrate and eliminates common sources of leaks often experienced with other flashings. It may also be used to repair existing spray foam roofing systems.

The kit does not need power and is light and portable; carry it in one hand and spray with the other.



Step 4

### Apply coating.

**GacoFlex S20 Series Solvent-Free 100% Silicone Coating** and **GacoFlex S2100 White Cleanable Solvent-Free Silicone Coating** are 95% solids by volume and ideal for use as a maintenance coating over existing roofs in sound condition. Use GacoFlex S20/S21 to cover elastomeric roof coatings, metal roofs, built-up roofing, mineral cap sheet, weathered single-ply membranes (EPDM, Hypalon® and TPO/CPA), sprayed-in-place polyurethane foam, concrete, and many other coatings.

5-Year Energy Star Warranty available on **GacoFlex S2100 White Cleanable Silicone Coating**. It is a natural characteristic of silicone coatings to darken and accumulate dirt that can lead to a higher rooftop temperature and lower the solar reflectance and the visible whiteness of the roof. GacoFlex S2100 resists dirt pick-up even after years of exposure, thereby maintaining significantly higher whiteness and solar reflectivity than other silicones.

When properly applied, GacoFlex S20 Series and S2100 White provide a seamless, weather-tight seal.



Step 5

### Add a rooftop walkway for pedestrian maintenance traffic.

When applied on top of GacoFlex Silicone Coatings, **GacoFlex SF2036 WalkPad Solvent-Free Silicone Walkway System** provides the durability needed to create a rooftop walkway for pedestrian maintenance traffic. Unlike conventional mats that must be adhered and can blow off, WalkPad becomes an integral part of the roof and the yellow color provides a highly visible walkway.

Add **GacoFlex WalkPad Granules** on top of the WalkPad while it's still wet to provide traction and resistance to wear under pedestrian maintenance traffic.

### Clean up.

**GacoFlex Silicone Solvent** is 100% water-free and alcohol-free and makes clean up easy. Can be used on any tools or spray equipment used to apply GacoFlex Silicone Coatings.



## We stand behind our products.

Gaco Western offers our Qualified Applicators a full-system labor and material warranty on GacoFlex S20 Series and S2100 Silicone Roof Coating Systems when applied according to Gaco Western specifications. Warranties of various lengths are available to meet your specific project needs AND a warranty can be renewed with periodic recoats.

What makes our warranty the best in the business is what's **NOT** in it:

- A ponding water exclusion
- A pro-rated compensation formula

We stand behind our products with the best warranties in the business. We were the first in our industry to offer a 50-year limited material warranty and Gaco Western has issued labor and materials warranties with no ponding water exclusion for over 100 million square feet of roofs.

## GacoFlex Solvent-Free Silicone Roof Coating System

GacoFlex GacoWash Concentrated Cleaner  
GacoFlex A4207 BleedTrap Sealer for Asphalt Roofing  
GacoFlex E5320 2-Part Epoxy Primer/Filler  
GacoFlex SF2000 SeamSeal Solvent-Free Silicone Sealant  
GacoFlex 66S Reinforcing Polyester Mesh  
GacoFlashFoam Spray-Applied 3 lb. Polyurethane Foam Flashing  
GacoFlex S20 Series Solvent-Free 100% Silicone Coating  
GacoFlex S2100 White Cleanable Solvent-Free Silicone Coating  
GacoFlex SF2036 WalkPad Solvent-Free Silicone Walkway System  
GacoFlex WalkPad Granules



Ratings and certifications valid only when the GacoFlex S20 coating system is applied over GacoFlex E5320 2-Part Epoxy Primer/Filler.



CEMENTS AND COATINGS FOR ROOFING SYSTEMS  
CLASSIFIED BY UNDERWRITERS LABORATORIES INC.  
AS TO AN EXTERNAL FIRE EXPOSURE ONLY 60PO



NOA#12-0426.06  
Florida Product Control FL14724-RI



Texas Department of Insurance - Product Evaluation RC-353  
\*Applies only to S2000 (white)

## Gaco Western

SINCE 1955

gaco.com | 800 456 4226

Gaco Western is a recognized leader in innovative silicone roofing systems, and offers best-of-class waterproofing and insulation solutions for a variety of commercial, industrial and residential applications. Founded in 1955, Gaco Western remains today a family-owned business with its roots in technology and product innovation.

