



Architectural
Identification
Wayfinding

SIGN CATALOG

HOWARD INDUSTRIES





Our Mission

Our mission is to design and manufacture the highest quality American made architectural signage through discipline, innovation, organization and collaboration. We pride ourselves on our distinct industry lead time and unrivaled customer service. Ever evolving technologically, we continually strive to improve all that bears the Howard name; our superior sign systems simply outperform all others.



Table of Contents

Interior Signage



HID Interior Sign System Overview	4-5	Wayfinding Directories	16-17
HID Components	6-7	Interior Accessories	18-19
HID Wall Flat Profile	8-9	Acrylic Signage	20-27
HID Wall Radius Profile	10-11	Acrylic Signage Series	28-39
HID Projection Mount	12-13	Patient Focused Signage	40-43
HID Ceiling Suspension Mount	14-15	Donor Recognition Signage	44-45

Exterior Signage



HED Exterior Sign System Overview	46-47	HED I-70	78-81
Extrusions and Components	48-49	HED I-FLEX	82-85
HED-100 and HED-150	50-53	DSS-75 and DSS-125	86-87
HED-200	54-57	Perma-Banner	88-91
SLMPRO1	58-61	Pylon Signage — P-20, P-20S and P-20T	92-95
HED-225	62-65	Custom Signage	96-99
HED-300	66-69	Channel Letters	100-103
HED-400	70-73	Dimensional Graphics	104-105
E-Z Change Wordbar	74-77	Traffic Control	106-107

Signage Application

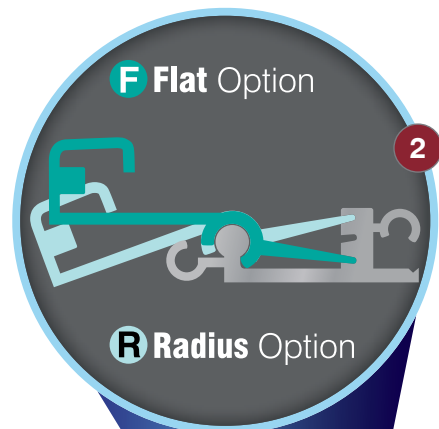


Bank Signage	108-109	Interior Lobby Signage	118-119
College and University Signage	110-111	Parking Signage	120-121
Government Signage	112-113	Senior Living Facility Signage	122-123
Healthcare Facility Signage	114-115	Zoo and Recreational Park Signage	124-125
Informational Display Signage	116-117		

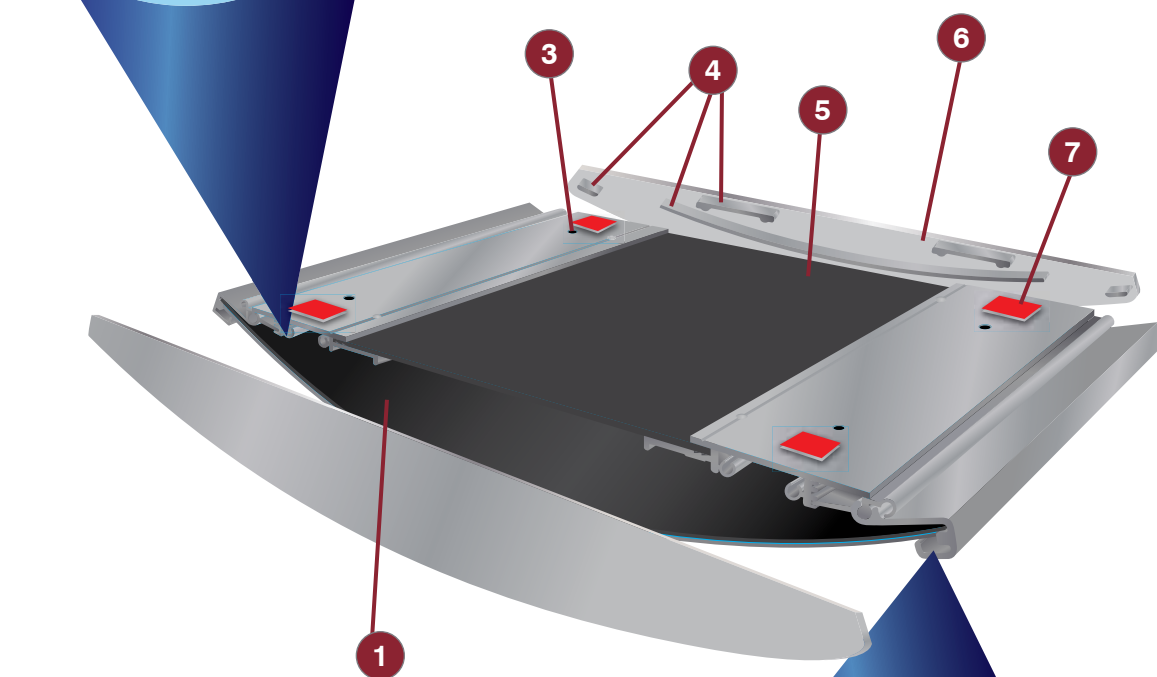
General Information



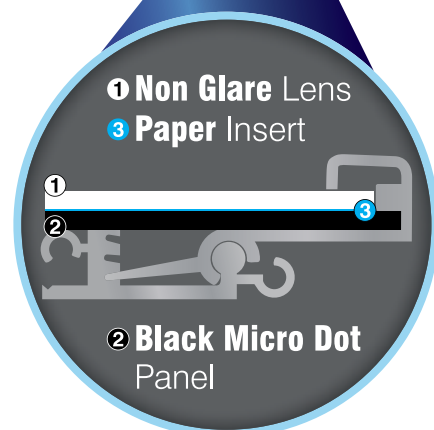
General Information	126-127	Additional Resources	130
Materials and Finishes	128-129		



- 3 Predrilled Mounting Holes**
Standard at 3/16" Diameter
- 4 Pressure Tabs**
Secure end caps to extruded frame and provide a fastener-free finished appearance
- 5 2mm Back Sintra Panel**
Joins the extruded frame pieces
- 6 .125" Simulated Aluminum End Caps**
Standard end caps are simulated aluminum, however other materials such as wood and marbled acrylic are also available
- 7 Double-Stick Tape**
*Signs over 3" x 6" are recommended to be Mechanically Fastened



- 1 Micro-Dot Panel**
Supports paper insert and is removable with the suction cup for installation
- 2 HID Aluminum Extrusion**
The innovative design of the extrusion permits use for both flat and radius sign options



Interior Architectural Signage HID System Fundamentals




Increase The Clarity of Wayfinding

The timeless design and style of our "HID" Interior Sign System enables end users to direct, inform, reinforce brand identity and image throughout their facility. This modular design allows for future growth and provides the flexibility to easily change copy and graphics using paper inserts.

We offer a multitude of sign configurations including, but not limited to; flat, radius, landscape or portrait styles, directories, suspended or projection designs. Standard end caps are simulated aluminum, however other materials such as wood and marbled acrylic are also available.

HID Sign Systems are manufactured with a standard anodized aluminum finish, but are available in any color of choice to match your interior, brand identity and logo.

Multiple Mounting and Display Options Available



Interior Architectural Signage Component Options

5 Standard End Cap Color Options


Additional End Cap Colors Available at Additional Charge

Standard Divider Strips Available in Black or Silver

Marbled Acrylic and Solid Wood End Caps Available

HID Standard End Caps

Standard HID end caps are available in 5 standard colors.



HID-304 Silver

HID-401 Black
Black 6 C

HID-601 Red
PMS #197 C

HID-831 Beige
PMS #8021 C

HID-501 Blue
PMS #301 C



HID Standard Divider Strips

Standard HID Black or Silver divider strips are available for convenient lens separation.



HID Marbled Acrylic End Caps and Accents

HID marbled acrylic end caps and accents are available in 4 standard finishes.




Quarry Melange

Steel Grey


Arctic Melange

Raven Mirage



HID Solid Wood End Caps

HID solid wood end caps are available in 5 standard stain finishes.




Cherry

Golden Oak

Natural

Red Mahogany

Dark Walnut





Sign System
at a glance

ADA Compliant
Availability
Changeable Paper
Insert

Accepts up to 1/16"
material with micro
dot panel, up to 1/8"
material without

Landscape and
Portrait Orientation


Extruded Alloy
Aluminum Frame

Maximum End Cap
Width = 16"

5 Year Warranty



Our HID Paper Insert Sign System allows for quick and easy message changes; simply remove non-glare lens with provided suction cup and replace paper insert below.



Interior Architectural Signage **HID Flat Profile**

Contemporary Flat Design

Consisting of 75% recycled material alloy aluminum extruded frames, non-glare lenses having ADA compliant tactile and Grade 2 Braille capabilities along with easily changed paper graphic inserts, the HID Interior Sign System offers an attractive, comprehensive solution for all interior identification/wayfinding projects.

Designed with modularity and expandability in mind, our interior signs can be customized to fit the current needs of your client's facility and also accommodate future growth and changes. Our interior systems are user-serviceable, allowing copy and graphics to be updated by changing paper inserts.



Ideal Applications:

- Directional Signage
- Directory Listing Signage
- Room Identification Signage
- Regulatory Signage

See more signage applications on pages 108 — 125

HID Flat Profile Wall Mount
interior

800.458.0591

howardindustries.com

ADA Compliant
Availability

Changeable Paper
Insert

Accepts up to 1/16"
material with micro
dot panel

Landscape and
Portrait Orientation

Extruded Alloy
Aluminum Frame

Maximum End Cap
Width = 16"

5 Year Warranty

Interior Architectural Signage HID Radius Profile

Classic Curved Appeal

The innovative design of our HID frame extrusion allows for the choice of either a flat or radius profile signage. Like our flat profile signs, the HID radius profile signs are available in wall mount, projection mount, ceiling suspension mount and free standing versions.

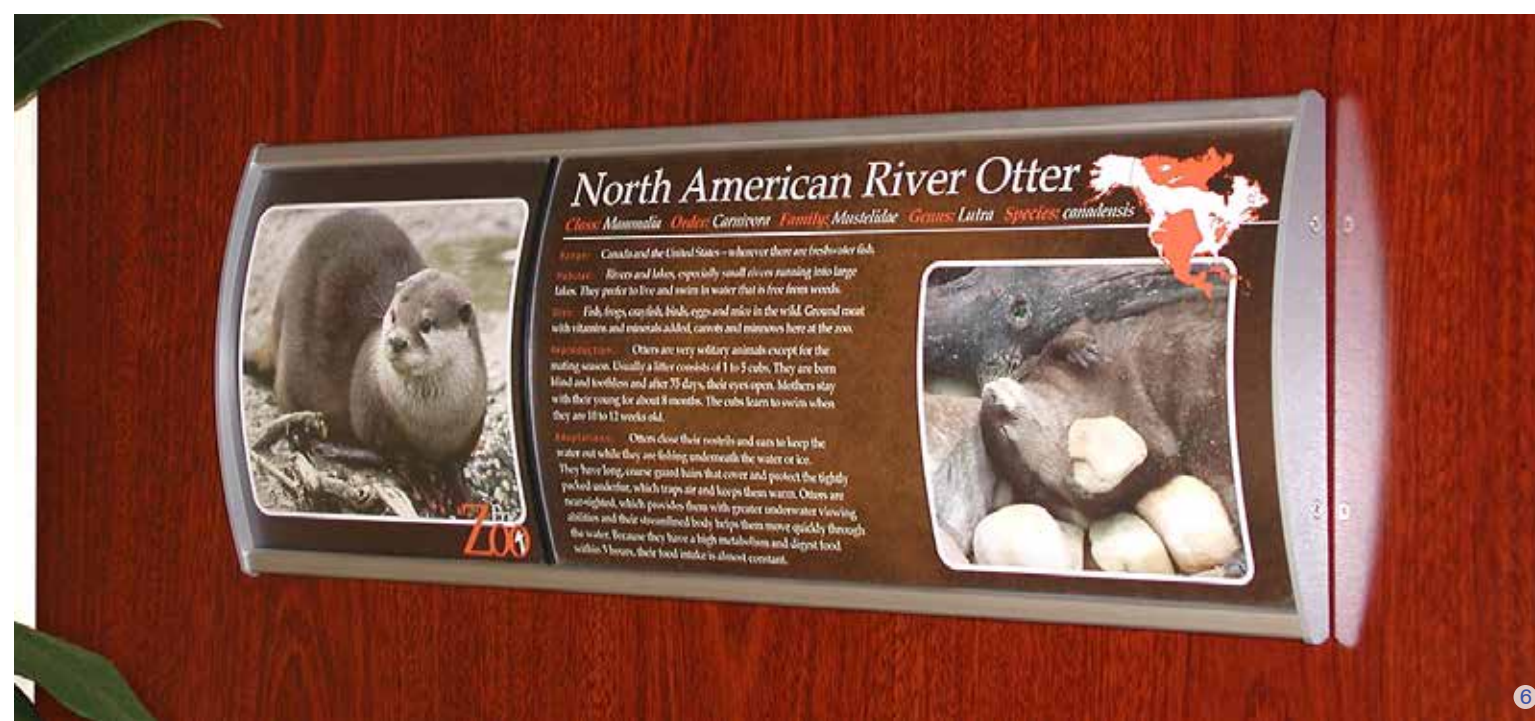
Both of our HID flat and radius can be made ADA compliant with the addition of tactile copy and Grade 2 Braille. They also can be adorned with a number of accessories such as dividers strips, acrylic accents, custom sliders and much more. See page 18-19 for details.



Ideal Applications:

- Directional Signage
- Directory Listing Signage
- Room Identification Signage
- Regulatory Signage

See more signage applications on pages 108 — 125





HID paper insert projection mount signs prominently display wayfinding messages while adding aesthetic value to interior surroundings.

Interior Architectural Signage HID Projection Mount

Get Your Sign Message Seen

Our HID projection mount signage system is perfect for messages needing to be seen from afar. Easily read from down hallways and corridors, these projection mount signs are perfect for wayfinding and identification applications.

As with the other HID signage systems, our projection mount signs can be customized to complement any building's interior environment by customizing the paper inserts and end cap colors, in addition to adding custom accents.



Ideal Applications:

- Directional Signage
- Room Identification Signage
- Regulatory Signage

See more signage applications on pages 108 — 125



Sign System
at a glance

ADA Compliant
Availability

Changeable Paper
Insert

Landscape
Orientation Only

Extruded Alloy
Aluminum Frame

Maximum End Cap
Width = 12"

5 Year Warranty

Interior Architectural Signage

HID Ceiling Mount

Ceiling Suspension Signage

The HID System suspended ceiling mount signs provide maximum visibility in large hallways and open foyer areas while adding aesthetic value to all interior surroundings.

The HID System suspended ceiling mount signs are also easily installed with minimal tools and labor. The height of suspended ceiling mount signs can be modified simply by adjusting the length of the stainless steel mounting cables, making them a perfect fit for all types of building architecture and clearance requirements.



HID paper insert ceiling suspension mount signs provide maximum visual impact throughout corridors, hallways and open foyers.

HID Ceiling Suspension Mount
interior

Ideal Applications: Directional Signage, Room Identification Signage, Regulatory Signage

See more signage applications on pages 108 — 125

800.458.0591

howardindustries.com



Sign System *at a glance*

Changeable Paper
Insert

Landscape and
Portrait Orientation

Extruded Alloy
Aluminum Frame

Maximum End Cap
Width = 16"

Free Standing Units
Available

5 Year Warranty



1



2

Interior Architectural Signage Wayfinding Directories

Changeability is Key

The HID System creates some of the most functional and visually stunning Directory Signs available. From wall mounted directories and directory groupings to free-standing floor directories and campus maps, the HID system provides organized solutions that are easily updated and changed using printed graphic inserts.



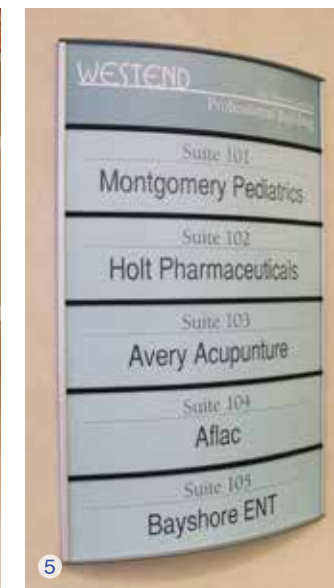
3



7



4



5



8



6

Ideal Settings:

- Schools
- Hospitals
- Office Buildings

See more signage applications on pages 108 — 125



Sign System
at a glance

Changeable Paper
Insert Option

Landscape and
Portrait Orientation

5 Year Warranty

Interior Architectural Signage

Interior Accessories

**NEW
PRODUCT!**

Perfect Complements to Any Sign

One of the many attributes of our Interior Signage is the ability to combine multiple elements to create a variety of unique signage offerings. HID accessories include: acrylic message sliders, acrylic paper insert pockets, Quick-grip paper display holders, acrylic accent materials having printed vinyl graphics, desktop display configurations, as well as dry erase, cork board and magnetic surface material options. These enhanced HID sign systems offer niche sign solutions for a variety of clientele.



Ideal Settings:

- Schools/Universities
- Hospitals
- Office Buildings
- Senior Living Facilities
- Dormitories/Residence Halls

See more signage applications on pages 108 — 125



Add a customized acrylic message slider to an HID sign system to create an interactive, communicative room identification sign.

**NEW
PRODUCT!**

800.458.0591

howardindustries.com



Sign System
at a glance

Changeable Paper
Insert Option

40+ Acrylic Color
Library

Custom Solvent
Inkjet Printed
Textures Available

5 Year Warranty



Create distinctive interior signs using our vast offerings of colored substrates and multiple mounting methods.

NEW PRODUCT!

800.458.0591

howardindustries.com

Interior Architectural Signage

Modern Acrylic Signage

NEW PRODUCT!



Thinking Outside the Frame

In addition to our HID Sign System, Howard Industries offers a wide variety of acrylic interior signage. Choose from our abundant laser engravable substrate options; customize signs to correlate directly with interior decor and motifs.

With acrylic interior signs the sign design possibilities are truly endless. Custom shaped signs can be created with our advanced laser technology and then adorned with a number of different visual accents. Acrylic signs can also be made ADA compliant to meet building code requirements.

Work with a Howard representative to design a custom acrylic look that suits your needs or see our **Acrylic Signage Series located on pages 28 – 39.** Howard Industries designed these series to simplify the design and ordering process for small to large interior signage projects. Ordering acrylic interior signage has never been so easy!

Multiple Mounting and Display Options Available



Wall Mount



Projection Mount



Ceiling Mount



Desktop Display



Glass Wall Mount



Cubicle Display



Standoff Display



Quick Change Pocket

Interior Architectural Signage

Endless Possibilities

**NEW
PRODUCT!**



Create Stunning Acrylic Interior Signage

Our in-house interior sign department is fully equipped with multiple lasers and engraving machines to produce the most eye-catching interior signage designs.

Choose from multiple signage design techniques and substrates:

- Clear, frosted, tinted and solid colored acrylic
- Solvent inkjet printed patterns and custom graphics
- Custom shapes and sizes
- Layer substrates to create unique looks
- Mix and match substrates for added allure
- Incorporate facility logos and branding themes
- Intermingle interior decor colors and themes



Ideal Applications:

- Directional Signage
- Directory Listing Signage
- Room Identification Signage
- Regulatory Signage

See more signage applications on pages 108 — 125



**NEW
PRODUCT!**

800.458.0591

howardindustries.com



Sign System
at a glance

40+ Acrylic Color Library

Custom Solvent Inkjet Printed Textures Available

5 Year Warranty

NEW PRODUCT!

Interior Architectural Signage **Acrylic Changeable Insert**



End users can easily update sign messages instantly with acrylic changeable insert signage offerings.



Countless Ways to Display Custom Messages

Offering the same convenience of our HID paper insert system, our acrylic signage can be designed to hold changeable paper or clear mylar inserts. Customize room identification signage with occupant names, display evacuation maps or direct visitors with easily alterable wayfinding directions.

Work closely with one of our representatives to design a custom paper insert acrylic sign for your most particular of clients or choose from one of our five **Standard Acrylic Sign Series** (see pages 28 – 39) which offer standard paper insert signage options.



Ideal Applications:

- Directional Signage
- Room Identification Signage
- Regulatory Signage

See more signage applications on pages 108 — 125

NEW PRODUCT!

800.458.0591

howardindustries.com



Interior Architectural Signage Acrylic Display Options

**NEW
PRODUCT!**

Ceiling Suspension Mount

Projection Mount

Standard or Custom Mounting Hardware Available

40+ Acrylic Color Library

Custom Solvent Inkjet Printed Textures Available

5 Year Warranty

Presentation is Everything

Our acrylic wayfinding signage can also be displayed in various manners. Choose from our standard stainless steel standoffs or aluminum mounting bracket with or without sleeve for projection mount signs; our suspension cable hardware for ceiling mount signs, or discuss custom mounting material options with our sales staff.



Ideal Applications:

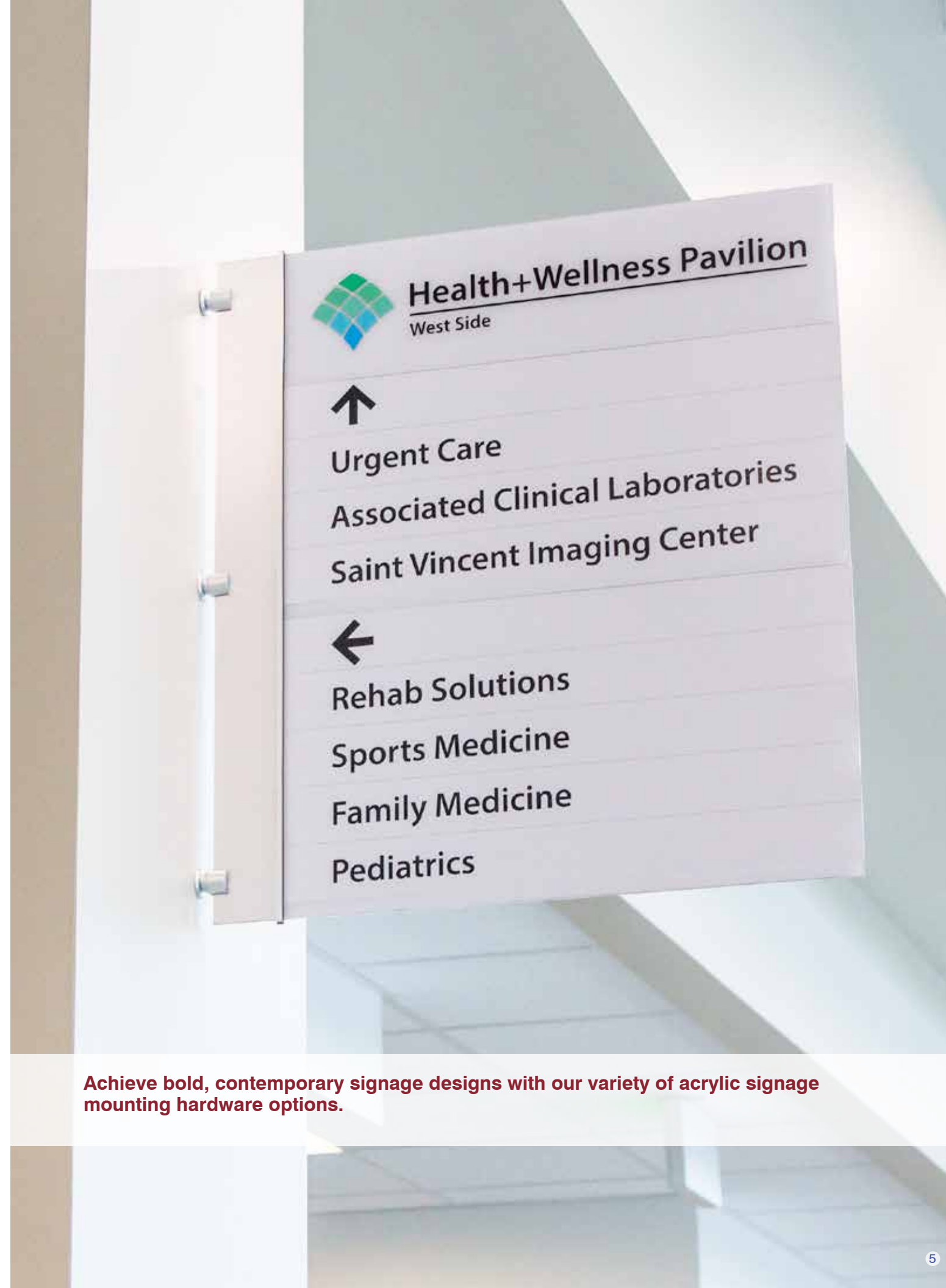
- Directional Signage
- Room Identification Signage
- Regulatory Signage

See more signage applications on pages 108 — 125

**NEW
PRODUCT!**

800.458.0591

howardindustries.com



Achieve bold, contemporary signage designs with our variety of acrylic signage mounting hardware options.



Sign System
at a glance

5 Standard Sign
Designs Available

40+ Acrylic Color
Library

ADA Compliant
Availability

Installation Hardware
Included

5 Year Warranty

Interior Architectural Signage

Acrylic Signage Series

NEW
PRODUCT!



Stress Free Signage

Does the task of creating a complete interior signage plan seem a bit daunting? No problem. Our signage design experts have you covered. We offer five **Standard Acrylic Sign Series** which contain all of the necessary sign types required for such a plan; you simply choose your color scheme and leave the rest to us!

Choose from our **Sweep, Skew, Stenciled, Sonic and Silhouette Signage Series** options. All materials are made in the USA using recycled content for LEED qualification.

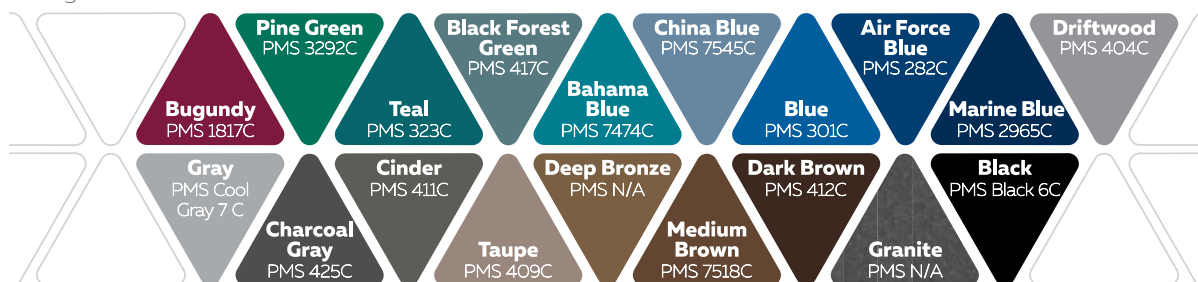
Acrylic Color Choices*

Choose two acrylic color combinations from below or select from our popular color combinations. Colors will have the highest contrasting tactile: Bright White or Black. Custom colors and finishes available upon request.

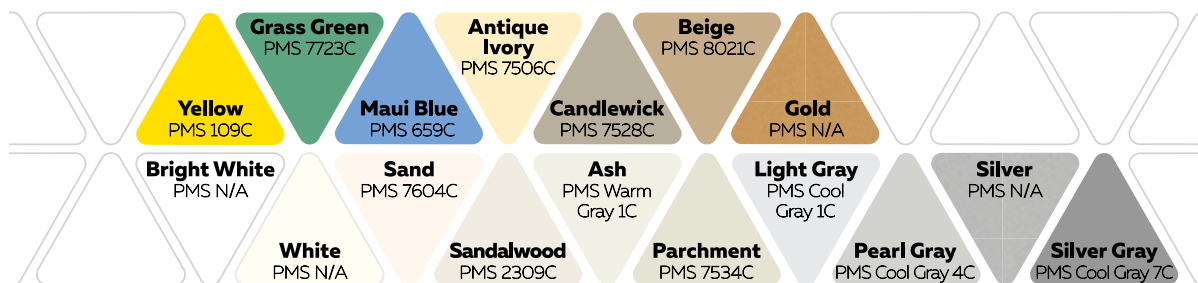
Bright White or Black Tactile



Bright White Tactile



Black Tactile



NEW
PRODUCT!

Popular Color Combinations



*Colors may not be exact as shown, due to printer and screen limitations. See Pantone and/or Romark substrate chart for exact color match.



Acrylic Signage Series

800.458.0591

howardindustries.com



Sign System
at a glance

5 Standard Sign
Designs Available

40+ Acrylic Color
Library

ADA Compliant
Availability

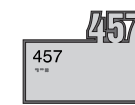
Installation Hardware
Included

5 Year Warranty

NEW
PRODUCT!

Interior Architectural Signage Silhouette Sign Series

Room Identification



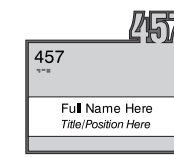
Size: 3" x 6"
Fingood: HAS-IA-36



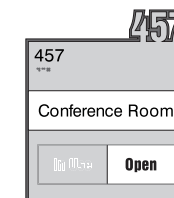
Size: 3" x 9"
Fingood: HAS-IA-39



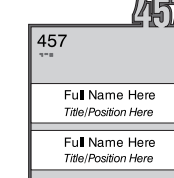
Size: 5" x 9"
Fingood: HAS-IA-59



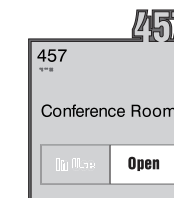
Size: 5-1/2" x 8"
Fingood: HAS-IAI-5.58



Size: 8" x 8"
Fingood: HAS-IAIS-88



Size: 8" x 8"
Fingood: HAS-IAI-88




Size: 8" x 8"
Fingood: HAS-IAS-88

Regulatory and Informational



Size: 18" x 12"
Fingood: HAS-IB-1812



Size: 13-1/4" x 9-3/8"
Fingood: HAS-IBI-118.5



Size: 12" x 8"
Fingood: HAS-IB-128

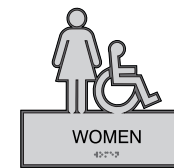
Restroom



Size: 10" x 8"
Fingood: HAS-IB-108-PH



Size: 10" x 8"
Fingood: HAS-IB-108-NH



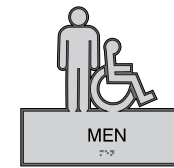
Size: 10" x 8"
Fingood: HAS-IB-108-WH



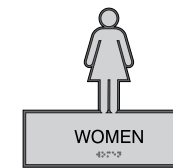
Size: 10" x 8"
Fingood: HAS-IB-108-P



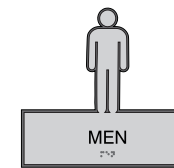
Size: 10" x 8"
Fingood: HAS-IB-108-N



Size: 10" x 8"
Fingood: HAS-IB-108-MH

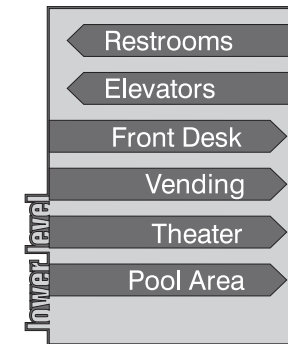


Size: 10" x 8"
Fingood: HAS-IB-108-W

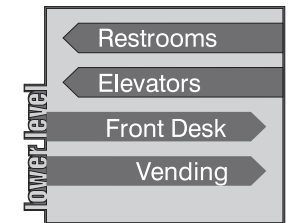


Size: 10" x 8"
Fingood: HAS-IB-108-M

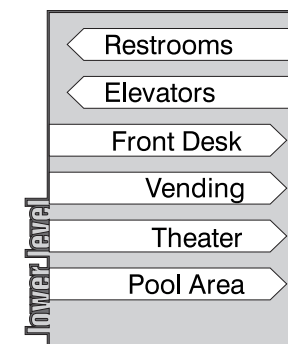
Wayfinding



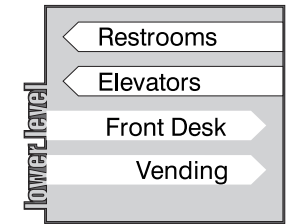
Size: 22" x 16"
Fingood: HAS-IC-2216



Size: 14-1/2" x 16"
Fingood: HAS-IC-14.516



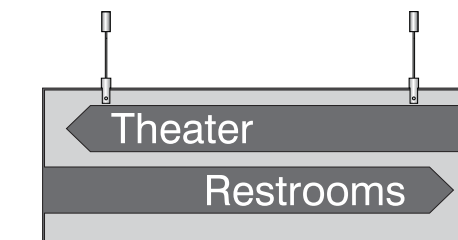
Size: 22" x 16"
Fingood: HAS-ICI-2216 (paper insert)



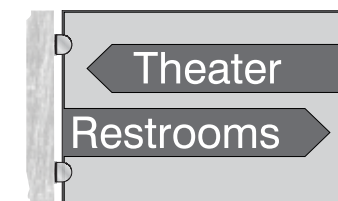
Size: 14-1/2" x 16"
Fingood: HAS-ICI-14.516 (paper insert)



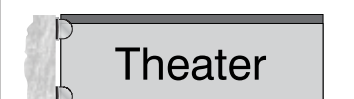
Size: 12" x 16"
Fingood: HAS-IC-1216



Size: 10" x 28"
Fingood: HAS-IC-1028



Size: 12" x 18"
Fingood: HAS-IC-1218



Size: 6" x 16"
Fingood: HAS-IC-616

NEW
PRODUCT!

800.458.0591

howardindustries.com



Sign System
at a glance

5 Standard Sign
Designs Available

40+ Acrylic Color
Library

ADA Compliant
Availability

Installation Hardware
Included

5 Year Warranty



NEW
PRODUCT!

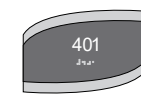
800.458.0591

howardindustries.com

Interior Architectural Signage Skew Sign Series

NEW
PRODUCT!

Room Identification



Size: 3" x 6"
Fingood: HAS-KA-36



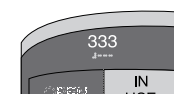
Size: 5-1/2" x 8"
Fingood: HAS-KAI-5.58



Size: 8" x 8"
Fingood: HAS-KAI-88



Size: 3" x 9"
Fingood: HAS-KA-39



Size: 8" x 8"
Fingood: HAS-KAIS-88

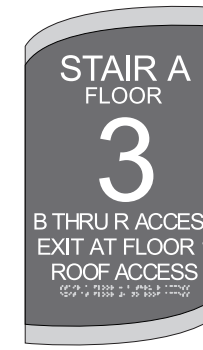


Size: 8" x 8"
Fingood: HAS-KAS-88



Size: 5" x 9"
Fingood: HAS-KA-59

Regulatory and Informational



Size: 18" x 12"
Fingood: HAS-KB-1812



Size: 13-1/4" x 9-3/8"
Fingood: HAS-KBI-118.5



Size: 12" x 8"
Fingood: HAS-KB-128

Restroom



Size: 10" x 8"
Fingood: HAS-KB-108-PH



Size: 10" x 8"
Fingood: HAS-KB-108-NH



Size: 10" x 8"
Fingood: HAS-KB-108-WH



Size: 10" x 8"
Fingood: HAS-KB-108-P



Size: 10" x 8"
Fingood: HAS-KB-108-N



Size: 10" x 8"
Fingood: HAS-KB-108-M

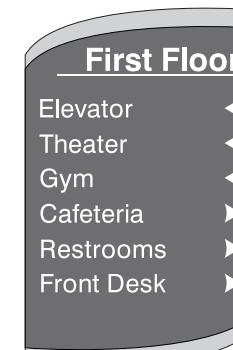


Size: 10" x 8"
Fingood: HAS-KB-108-W



Size: 10" x 8"
Fingood: HAS-KB-108-M

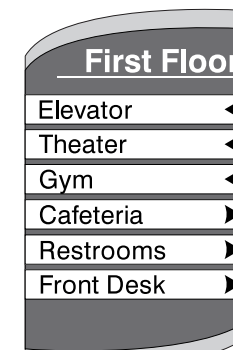
Wayfinding



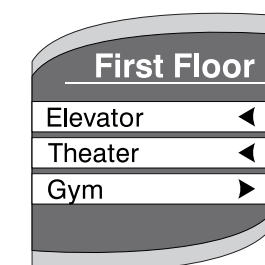
Size: 22" x 16"
Fingood: HAS-KC-2216



Size: 14-1/2" x 16"
Fingood: HAS-KC-14.516



Size: 22" x 16"
Fingood: HAS-KCI-2216



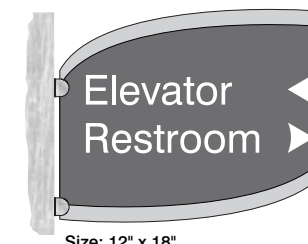
Size: 14-1/2" x 16"
Fingood: HAS-KCI-14.516



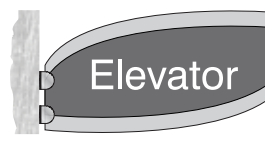
Size: 6" x 16"
Fingood: HAS-KC-616



Size: 10" x 28"
Fingood: HAS-KC-1028



Size: 12" x 18"
Fingood: HAS-KC-1218



Size: 6" x 16"
Fingood: HAS-KC-616



Sign System
at a glance

5 Standard Sign
Designs Available

40+ Acrylic Color
Library

ADA Compliant
Availability

Installation Hardware
Included

5 Year Warranty



NEW
PRODUCT!

800.458.0591

howardindustries.com

Interior Architectural Signage Sonic Sign Series



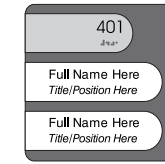
Room Identification



Size: 3" x 6"
Fingood: HAS-OA-36



Size: 5-1/2" x 8"
Fingood: HAS-OAI-5.58



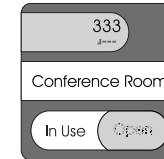
Size: 8" x 8"
Fingood: HAS-OAI-88



Size: 3" x 9"
Fingood: HAS-OA-39



Size: 5" x 9"
Fingood: HAS-OA-59



Size: 8" x 8"
Fingood: HAS-OAIS-88



Size: 8" x 8"
Fingood: HAS-OAS-88

Regulatory and Informational



Size: 18" x 12"
Fingood: HAS-OB-1812

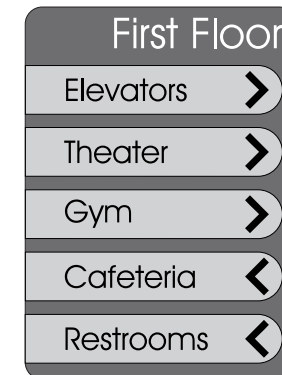


Size: 11-7/8" x 9-3/8"
Fingood: HAS-OBI-118.5




Size: 12" x 8"
Fingood: HAS-OB-128

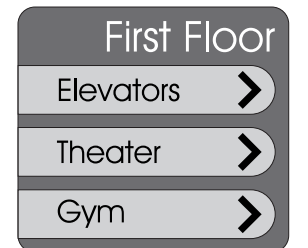
Wayfinding



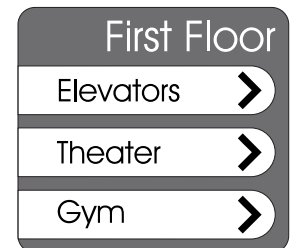
Size: 22" x 16"
Fingood: HAS-OC-2216



Size: 22" x 16"
Fingood: HAS-OCI-2216



Size: 14-1/2" x 16"
Fingood: HAS-OC-14.516



Size: 14-1/2" x 16"
Fingood: HAS-OCI-14.516



Size: 12" x 16"
Fingood: HAS-OC-1216



Size: 6" x 16"
Fingood: HAS-OC-616

Restroom



Size: 10" x 8"
Fingood: HAS-OB-108-PH



Size: 10" x 8"
Fingood: HAS-OB-108-NH



Size: 10" x 8"
Fingood: HAS-OB-108-WH



Size: 10" x 8"
Fingood: HAS-OB-108-P



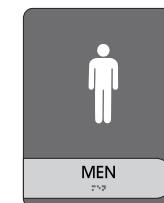
Size: 10" x 8"
Fingood: HAS-OB-108-N



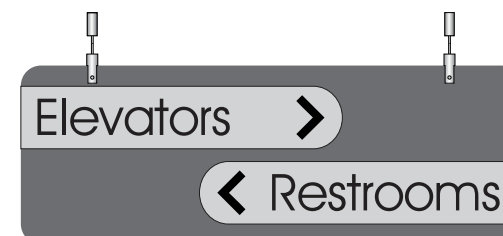
Size: 10" x 8"
Fingood: HAS-OB-108-MH



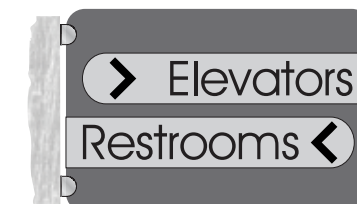
Size: 10" x 8"
Fingood: HAS-OB-108-W



Size: 10" x 8"
Fingood: HAS-OB-108-M



Size: 10" x 28"
Fingood: HAS-OC-1028



Size: 12" x 18"
Fingood: HAS-OC-1218

Interior Architectural Signage

Stenciled Sign Series



Room Identification



Size: 3" x 6"
Fingood: HAS-TA-36



Size: 5-1/2" x 8"
Fingood: HAS-TAI-5.58




Size: 8" x 8"
Fingood: HAS-TAI-88



Size: 3" x 9"
Fingood: HAS-TA-39



Size: 8" x 8"
Fingood: HAS-TAIS-88

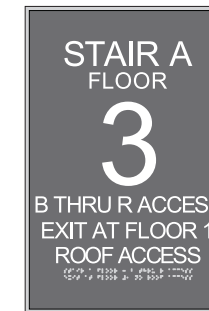


Size: 8" x 8"
Fingood: HAS-TAS-88




Size: 5" x 9"
Fingood: HAS-TA-59

Regulatory and Informational



Size: 18" x 12"
Fingood: HAS-TB-1812



Size: 11-7/8" x 9-3/8"
Fingood: HAS-TBI-118.5



Size: 12" x 8"
Fingood: HAS-TB-128

Restroom



Size: 10" x 8"
Fingood: HAS-TB-108-PH



Size: 10" x 8"
Fingood: HAS-TB-108-NH



Size: 10" x 8"
Fingood: HAS-TB-108-WH



Size: 10" x 8"
Fingood: HAS-TB-108-P



Size: 10" x 8"
Fingood: HAS-TB-108-N



Size: 10" x 8"
Fingood: HAS-TB-108-MH

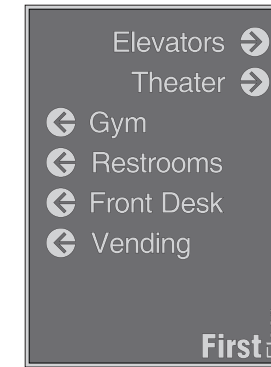


Size: 10" x 8"
Fingood: HAS-TB-108-W

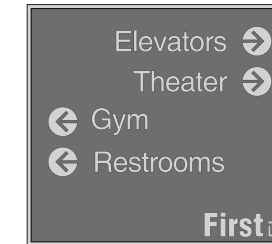


Size: 10" x 8"
Fingood: HAS-TB-108-M


Wayfinding



Size: 22" x 16"
Fingood: HAS-TC-2216



Size: 14-1/2" x 16"
Fingood: HAS-TC-14.516



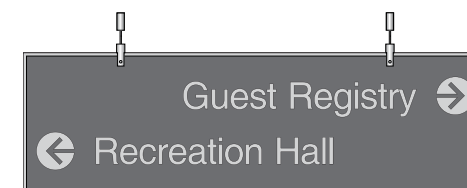
Size: 22" x 16"
Fingood: HAS-TCI-2216



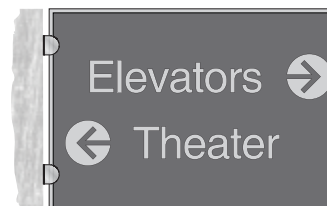
Size: 14-1/2" x 16"
Fingood: HAS-TCI-14.516



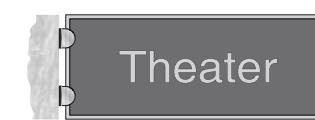
Size: 12" x 16"
Fingood: HAS-TC-1216



Size: 10" x 28"
Fingood: HAS-TC-1028



Size: 12" x 18"
Fingood: HAS-TC-1218



Size: 6" x 16"
Fingood: HAS-TC-616



Interior Architectural Signage Sweep Sign Series



Room Identification

 Size: 3" x 6" Fingood: HAS-WA-36	 Size: 5-1/2" x 8" Fingood: HAS-WAI-5.58	 Size: 8" x 8" Fingood: HAS-WAI-88
 Size: 3" x 9" Fingood: HAS-TA-39	 Size: 8" x 8" Fingood: HAS-WAIS-88	 Size: 8" x 8" Fingood: HAS-WAS-88
 Size: 5" x 9" Fingood: HAS-WA-59		

Regulatory and Informational

 Size: 18" x 12" Fingood: HAS-WB-1812	 Size: 13-1/4" x 9-3/8" Fingood: HAS-WBI-118.5	 Size: 12" x 8" Fingood: HAS-WB-128
--	---	--

Restroom

 Size: 10" x 8" Fingood: HAS-WB-108-PH	 Size: 10" x 8" Fingood: HAS-WB-108-NH	 Size: 10" x 8" Fingood: HAS-WB-108-WH
 Size: 10" x 8" Fingood: HAS-WB-108-P	 Size: 10" x 8" Fingood: HAS-WB-108-N	 Size: 10" x 8" Fingood: HAS-WB-108-MH
 Size: 10" x 8" Fingood: HAS-WB-108-W	 Size: 10" x 8" Fingood: HAS-WB-108-M	

Size: 10" x 28"
 Fingood: HAS-WC-1028

Wayfinding

 Size: 22" x 16" Fingood: HAS-WC-2216	 Size: 14-1/2" x 16" Fingood: HAS-WC-14.516
 Size: 22" x 16" Fingood: HAS-WC-2216	 Size: 14-1/2" x 16" Fingood: HAS-WCI-14.516
 Size: 22" x 16" Fingood: HAS-WC-2216	 Size: 12" x 16" Fingood: HAS-WC-1216
 Size: 12" x 18" Fingood: HAS-WC-1218	 Size: 6" x 16" Fingood: HAS-WC-616



Sign System
at a glance

Changeable Paper
Insert Available

Standard or Custom
Options Available

Extruded Aluminum
Frame or Frameless
Acrylic Designs
Available

5 Year Warranty

Interior Architectural Signage

Patient Focused Signage

NEW
PRODUCT!



Signage for the Healthcare Environment

With life expectancy numbers on the rise, so is the demand for quality healthcare. Our Patient Focused signage helps provide such care by enhancing hospital staff communication and reducing safety risks with custom communicative icons. We offer ADA compliant room identification signage that unites vital patient information as well as Isolation and Precaution Inserts.

Like our other interior signage lines, our Patient Focused signage can be customized to any healthcare facility's requirements and preferences. Choose from our extruded aluminum frame or acrylic Patient Focused signage options.



Choose from our extruded aluminum frame or acrylic patient focused signage options. Both versions offer paper insert capabilities and can be customized to suit individual healthcare facility needs.

NEW
PRODUCT!

800.458.0591

howardindustries.com



Sign System
at a glance

Changeable Paper
Insert Available

Standard or Custom
Options Available

Extruded Aluminum
Frame or Frameless
Acrylic Designs
Available

5 Year Warranty

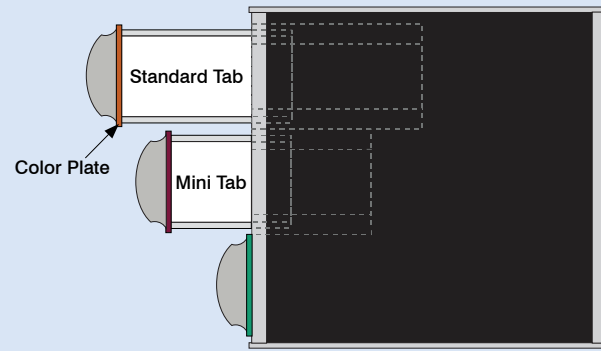
Tab Size Options

Tabs That Fit Your Message

First choose your tab size and then select color plate for each tab from the chart below.

The standard tab offers a rectangular vo easily allowing for messages that incorporate both images/icons and copy.

The mini tab provides a square vo perfect for quick-reference icons and other snap-shot messages.



Standard 2" H x 4-1/4" W **Mini 2" H x 3" W**
VO=2" H x 3 1/2" W VO=2" H x 2" W

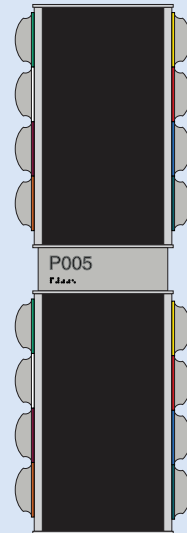
Color Plate Standard Colors



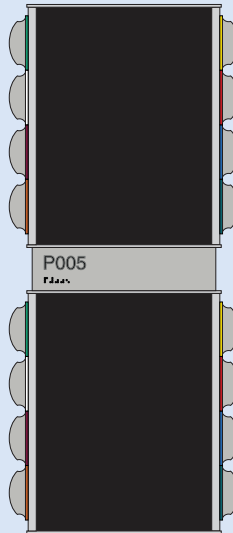
*Colors may not be exact as shown, due to printer and screen limitations. The Pantone Matching System (PMS) is a system shared worldwide by the graphic arts industry and refers to printed colors. Colors displayed are intended to show APPROXIMATE color of finish and should be used as a reference guide only.

Additional Signage Configurations

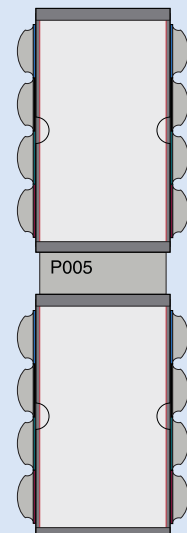
HIDPF 6.0 Double Occupancy
Flat or Radius Profile
Single or Double Sided Mini Tabs
Single Sided Standard Tabs



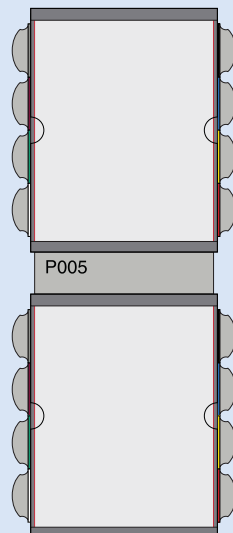
HIDPF 8.5 Double Occupancy
Flat or Radius Profile
Single or Double Sided Mini Tabs
Single or Double Sided Standard Tabs



APF 6.0 Double Occupancy
Flat Profile Only
Single or Double Sided Mini Tabs
Single Sided Standard Tabs



APF 8.5 Double Occupancy
Flat Profile Only
Single or Double Sided Mini Tabs
Single or Double Sided Standard Tabs



Ideal Applications:

Healthcare Facilities
Senior Living Facilities

See more signage applications on pages 108 — 125

**NEW
PRODUCT!**

800.458.0591

howardindustries.com

Interior Architectural Signage

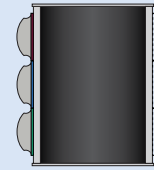
Patient Focused Signage

**NEW
PRODUCT!**

Standard Sizes and Configurations

HIDPF 6.0

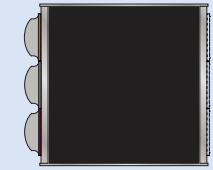
Flat or Radius Profile
Single or Double Sided Mini Tabs
Single Sided Standard Tabs



Insert: 6" x 8-1/4"

HIDPF 8.5

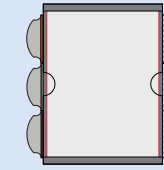
Flat or Radius Profile
Single or Double Sided Mini Tabs
Single or Double Sided Standard Tabs



Insert: 8-1/2" x 8-1/4"

APF 6.0

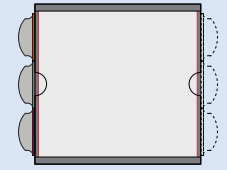
Flat Profile Only
Single or Double Sided Mini Tabs
Single Sided Standard Tabs



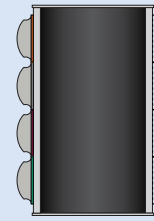
Insert: 6" x 8-1/4"

APF 8.5

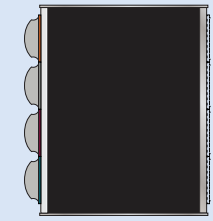
Flat Profile Only
Single or Double Sided Mini Tabs
Single or Double Sided Standard Tabs



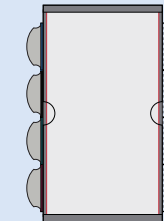
Insert: 8-1/2" x 8-1/4"



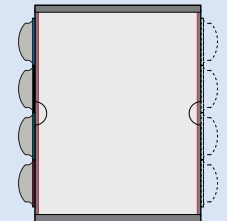
Insert: 6" x 11"



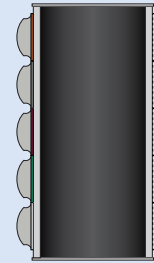
Insert: 8-1/2" x 11"




Insert: 6" x 11"



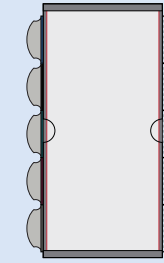
Insert: 8-1/2" x 11"



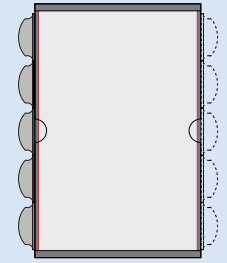
Insert: 6" x 13-1/2"



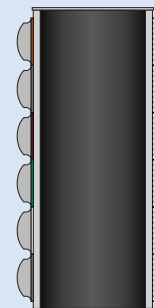
Insert: 8-1/2" x 13-1/2"



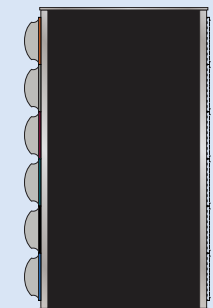
Insert: 6" x 13-1/2"



Insert: 8-1/2" x 13-1/2"



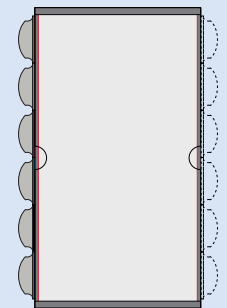
Insert: 6" x 16"



Insert: 8-1/2" x 16"

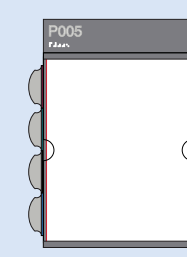
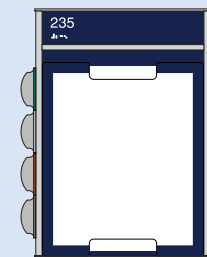


Insert: 6" x 16"



Insert: 8-1/2" x 16"

HID and Acrylic Standard 8-1/2" x 11 Paper Insert Display



Beyond The Healthcare Application

These paper insert signs with customizable pull tabs are also ideal for an office or classroom setting. The paper insert display area makes updating reader information virtually effortless and the paper insert pull tabs can be designed to convey any desired message.



1



2

Interior Architectural Signage Donor Recognition



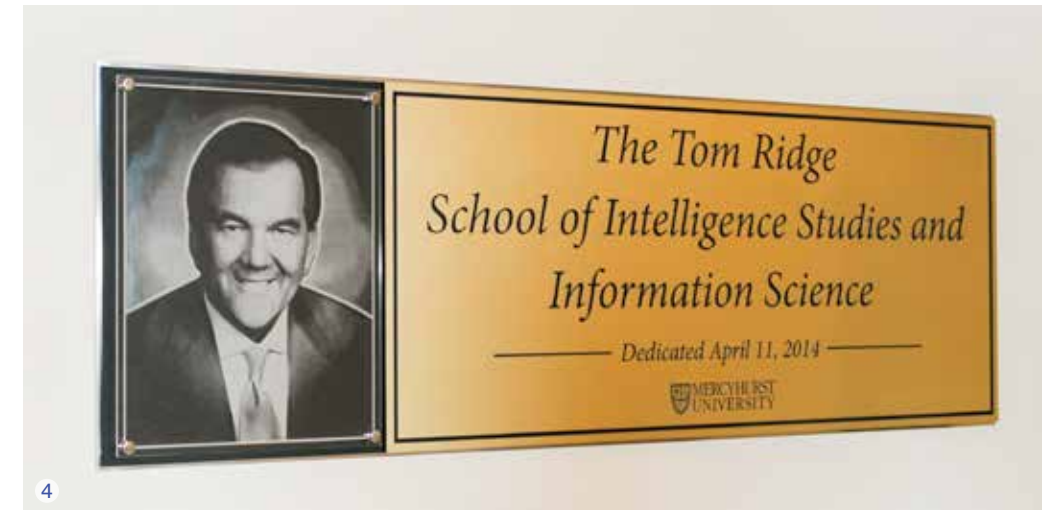
3

Signs of Appreciation

Our line of Donor Recognition Signage offers unlimited design possibilities using a wide variety of substrates and hardware. Optional simulated brass and stainless steel accents create a classic, sophisticated complement to any donor sign. Assist your customers in attracting new donors by providing the best in Donor Recognition Signage through Howard Industries.

Endless Design Options

Choose from a multitude of signage configurations. Create signs with a dual purpose; add donor accents to our HID sign system, (pictured on left) by incorporating a donor segment within an ADA Compliant Room Identification Sign to meet ADA Accessibility Guidelines while featuring the donating party. Additional Donor Recognition Sign designs include: laser-etched acrylic panels adorned with standoffs, laser-etched marbled acrylic with paint filled accents, laser-etched specialty acrylic and much more.



4



6



5



7

Ideal Settings:

- Educational Institutions
- Healthcare Facilities
- Museums
- Office Buildings



Sign System
at a glance

Over 120 Linear
Extrusions Available

Modular Component
Capabilities

5 Year Warranty

Exterior Architectural Signage

HED Versatile Systems

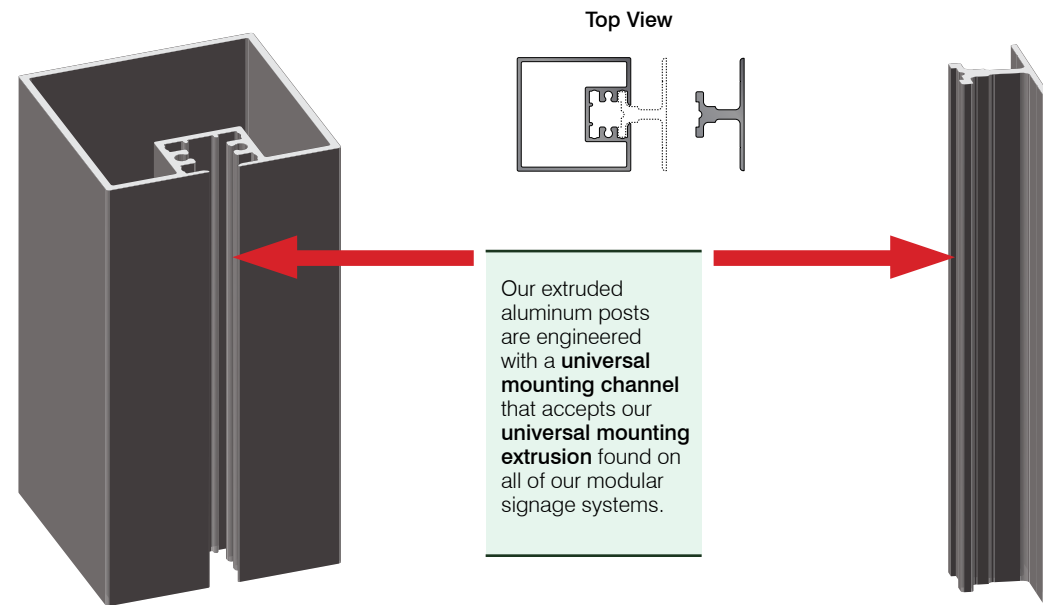


We Are Exterior Signage Experts

Howard Industries manufactures a variety of wholesale exterior architectural signage systems. Our comprehensive line of exterior signage includes aluminum post and panel systems, illuminated or non-illuminated pylon and monument signs, channel letters, wall mount signage systems and our patented Perma-Banner sign system. These signage systems are perfect for building and site identification, parking and wayfinding/directional signage applications.

The HED System Modular Component Advantage

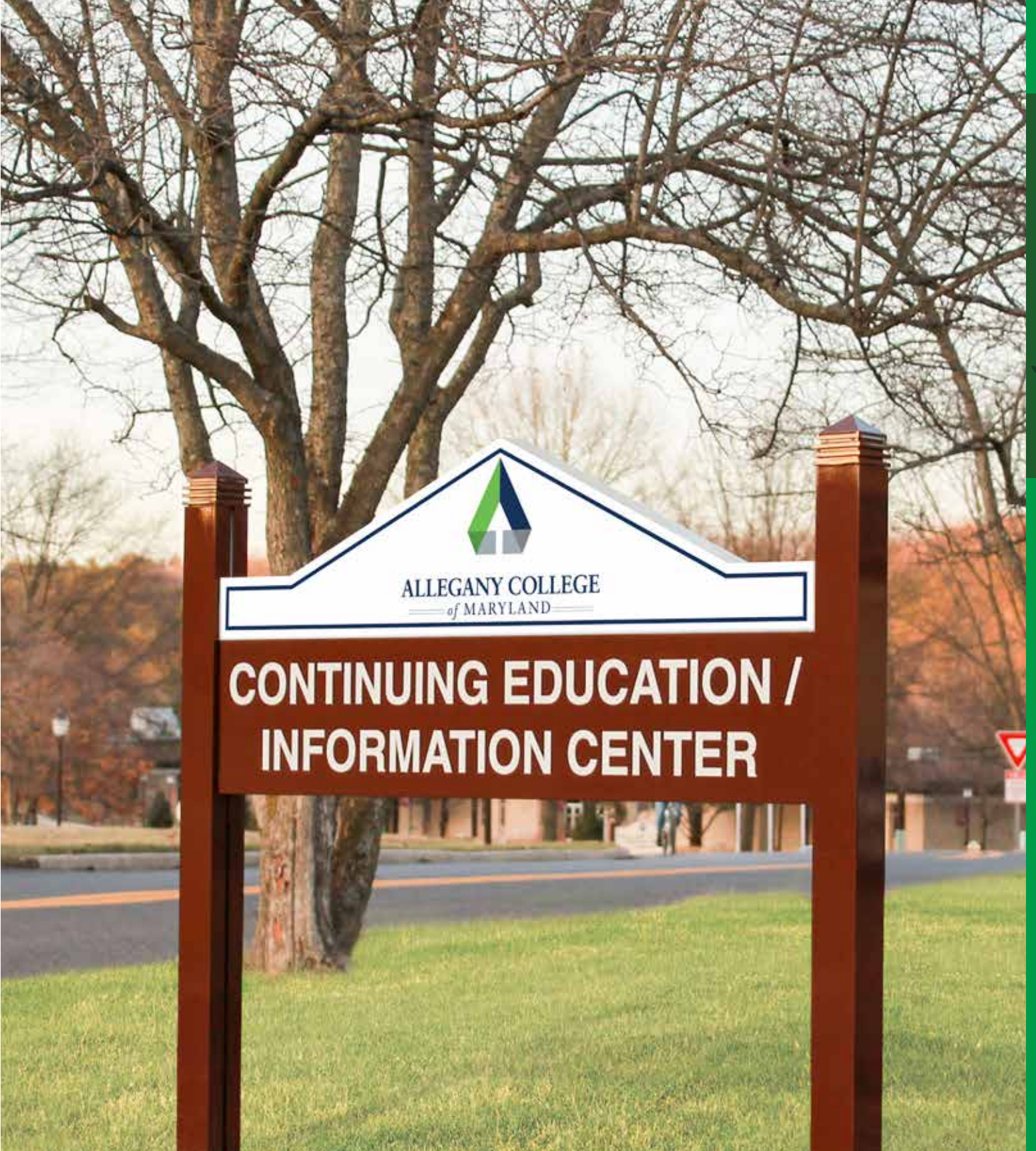
Howard Industries sells over 120 proprietary extruded aluminum signage components. These light weight, durable components offer a multitude of design possibilities as well as a prolonged economic investment. Our architectural signage systems give the end user the ability to replace individual parts of the sign if damaged or readily change signage copy when required.



Non-illuminated
Sign System



LED Illuminated
Sign System



Adorn mounting posts with our stylish, durable molded PVC peaked post caps for distinguished post and panel signage designs.



Sign System
at a glance

Over 120 Linear
Extrusions Available

Modular Component
Capabilities

Sign Blank
Standard Sizes:
12" x 12" - 48" x 96"

.050" and .080"
Aluminum Panels
available in Primer
White Finish

.125" Aluminum
Panels available with
Mill Finish

Panels Ship with
Standard Filed
Safety Edge, Square
Cut 90° Corners
or Custom Radius
Corners up to 1/2"

5 Year Warranty

Exterior Architectural Signage

Extruded Sign Components

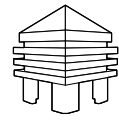
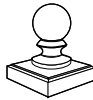
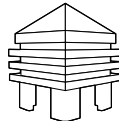

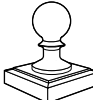

Linear Extrusions and Components






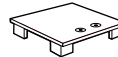


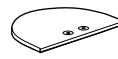
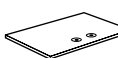





The components that comprise our architectural, post and panel sign systems are engineered and designed to provide durable, aesthetic, cost effective signage. Linear extrusions, hardware and aluminum sign blanks are readily available and allow you to fabricate signs without stocking a large inventory. Extrusions ship same day with off-the-shelf primer white finish.














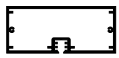

Linear lengths of all post, sign frame and mounting extrusions are available with our off-the-shelf primer white finish. Standard colors, custom colors and extrusions cut to your specified sizes are available.

















Post Caps





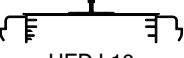


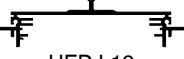







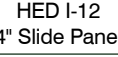
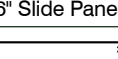
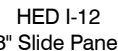
Post caps are available in our 9 standard colors or off-the-shelf finish. Custom colors are available.





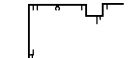












DESIGNER POST CAPS		
POST CAP DESCRIPTION		PART #
	3" PVC Peaked Post Cap	3PC
	3" Cast Aluminum Ball Post Cap	3SBC
	4" PVC Peaked Post Cap	4PC
	4" Cast Aluminum Acorn Post Cap	4AC
	4" Cast Aluminum Small Ball Post Cap	4SBC
	4" Cast Aluminum Large Ball Post Cap	4LBC











POST CAPS	
POST CAP DESCRIPTION	PART #
	SPC
	RPC
	CPC
	DPC
	SQPC
	TQPC
	TDPC
	FQPC
	FRPC
	FPC
	FDPC
	FFPC
	LPC
	LRPC
	12-RVC

POST EXTRUSION	
POST EXTRUSION	PART #
	SP
	RP
	CP
	DP
	SQ
	TQP
	TRD
	FSQ
	FRP
	FRP
	FP
	FRD
	FFP
	LP
	LRP

FRAME EXTRUSION	
FRAME EXTRUSION	PART #
	100-MF
	100-TB
	100-HB
	200-UC
	225-MF
	225-TB
	300-MF
	300-TB
	300-FFMF
	300-FFTB
	400-MF
	400-TB
	400-FFMF
	400-FFTB
	70-MF
	70-TB

FRAME EXTRUSION	
FRAME EXTRUSION	PART #
	70-FFNI
	70-R
	70-FF
	70-HB2
	10-MF
	10-TB
	10-R
	12-MF
	12-TB
	12-R
	12-HG
	10-R12
	12-SR
	12-ST
	12-SRE
	12-P4
	12-P6
	12-P8

FRAME EXTRUSION	
FRAME EXTRUSION	PART #
	IFR
	IFB
	IFHB
	IFSE
	CP-CAB
	SB
	SR
	CFPB
	CFPHM
	CFPH
	ME
	P20
	P20T
	P20SR
	IB
	75-WM
	125-WM

MISCELLANEOUS	
PART DESCRIPTION	PART #
	CK-000 Specify System
	PB-MB
	CL-RW
	RW-CM
	SQ-S
	SP-S
	RP-S
	BP-C1
	PPMB
	PPBS

Post and Panel Signage

Sign System *at a glance*

2-1/4" Deep beveled frame

HED-100: .080" Aluminum message panels in sizes up to 48"H x 96"W

HED-150: .080" Aluminum message panels in sizes up to 48"H x 60"W

Frame can be angle cut, mitered or slightly curved to create custom shapes

.080" Aluminum panels can offer routed or filigree designs

Can be used in conjunction with other sign systems

Reveal=Flush or 1/2"

Mounting Options:
Double Post
Center Post
Flag
Wall

5 Year Warranty



Non-illuminated Sign System



Combining signage systems creates unique and stunning signage designs. Here our HED-100 beveled frame system is combined with our HED-200 frameless system.

Exterior Architectural Signage **HED-100 & HED-150**



Single Panel Beveled Frame Sign System

Our one panel all aluminum sign systems are designed to offer strong visual impact in a non-illuminated format. They provide small to mid-size signs intended for primary and secondary site identification, wayfinding, parking and directional applications. These signs are available in double post, flag, ceiling and wall mount configurations.

The HED-100 post and panel system features a beveled picture style frame that carries a single message panel. The frame assembly slides into slotted mounting posts, with choice of 1/2" or flush reveal. Post caps and concealed locking squares hold the frame securely in place.

The HED-150 post and panel system is an economical version of the HED-100. The frame assembly slides into our slotted 2-1/4" square mounting posts which carry the frame flush or with a 1/2" reveal. Post caps and concealed locking squares hold the frame securely in place.



Ideal Applications:

- Directional Signage
- Parking Signage
- Regulatory Signage
- Secondary Site Identification

See more signage applications on pages 108 — 125

Sign System
at a glance

2-1/4" Deep beveled frame

HED-100: .080" Aluminum message panels in sizes up to 48"H x 96"W

HED-150: .080" Aluminum message panels in sizes up to 48"H x 60"W

Frame can be angle cut, mitered or slightly curved to create custom shapes

.080" Aluminum panels can offer routed or filigree designs

Can be used in conjunction with other sign systems

Reveal=Flush or 1/2"

Mounting Options:
Double Post
Center Post
Flag
Wall

5 Year Warranty

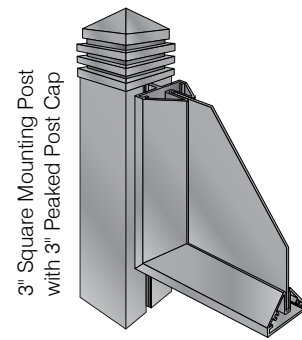


Non-illuminated Sign System

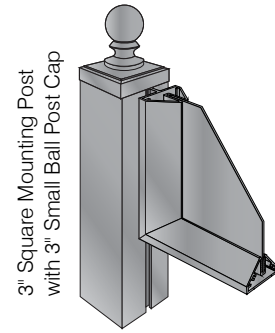
800.458.0591

howardindustries.com

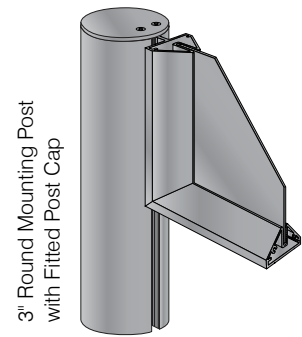
POPULAR DESIGN OPTIONS



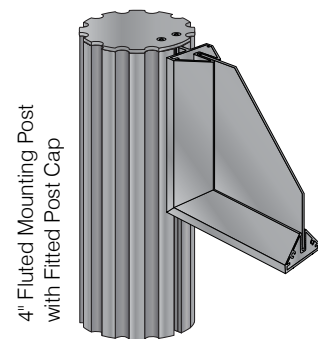
3" Square Mounting Post with 3" Peaked Post Cap



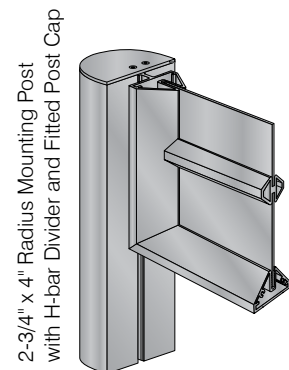
3" Square Mounting Post with 3" Small Ball Post Cap




3" Round Mounting Post with Fitted Post Cap



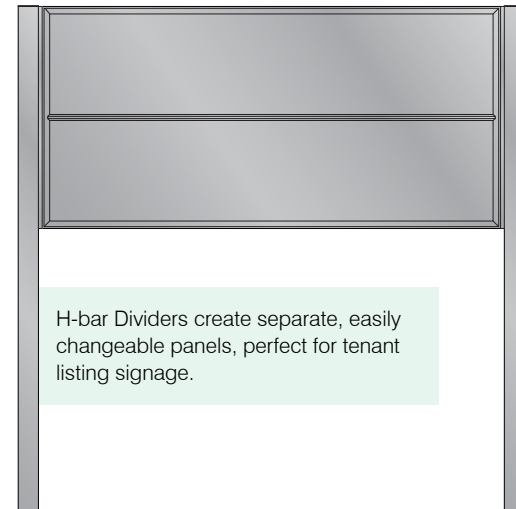
4" Fluted Mounting Post with Fitted Post Cap




2-3/4" x 4" Radius Mounting Post with H-bar Divider and Fitted Post Cap



Routed filigree panels and/or custom frame shapes add extra allure to a sign.

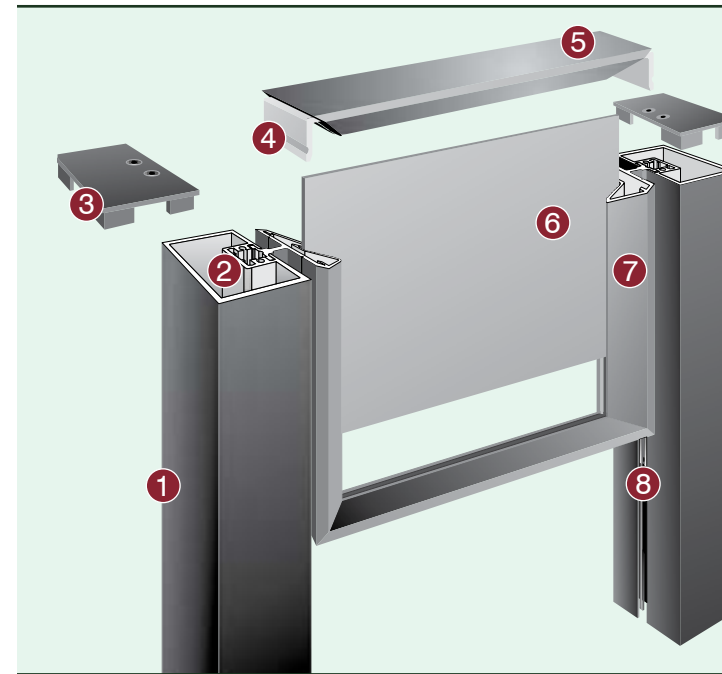


H-bar Dividers create separate, easily changeable panels, perfect for tenant listing signage.



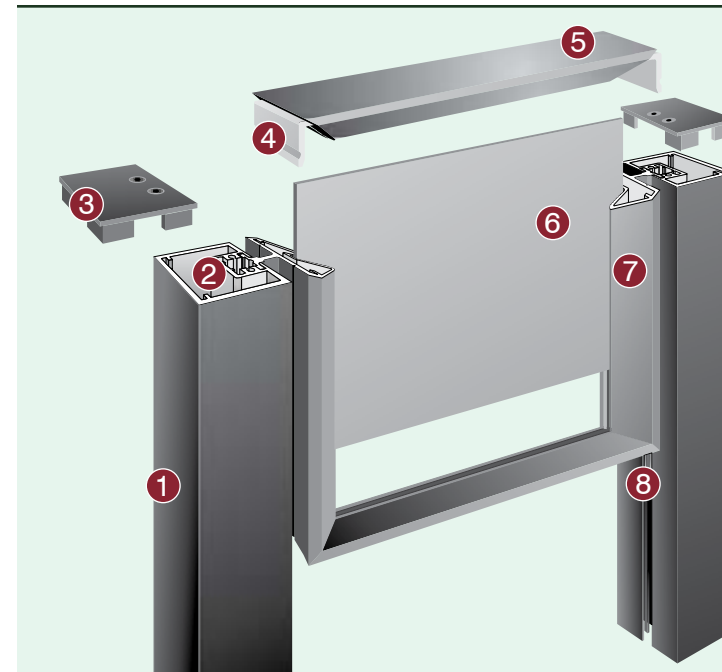
Combine sign systems for functional unique looks.

Exterior Architectural Signage
HED-100 & HED-150



HED-100 Technical Detail

- 1 Standard 2-1/2" x 3" rectangular post
- 2 Post slot offers optional flush or 1/2" reveal
- 3 Injection molded post cap
- 4 Corner key
- 5 HED-100 top/bottom frame
- 6 .080" Aluminum message panel
- 7 HED-100 mounting frame
- 8 Locking square with set screw



HED-150 Technical Detail

- 1 Standard 2-1/2" x 2-1/2" square post
- 2 Post slot offers optional flush or 1/2" reveal
- 3 Injection molded post cap
- 4 Corner key
- 5 HED-150 top/bottom frame
- 6 .080" Aluminum message panel
- 7 HED-150 mounting frame
- 8 Locking square with set screw

Sign System
at a glance

Frameless .125" Aluminum panel in sizes up to 36"H x 60"L

Panels can be custom routed or cut into unique shapes and offer filigree motifs

No exposed fasteners

One or Two sided copy options

Can be used in conjunction with other sign systems

Mounting Options:
Double Post
Center Post
Flag
Wall

5 Year Warranty



Non-illuminated Sign System

800.458.0591

howardindustries.com



Solvent inkjet printed sign faces in conjunction with custom shape panels generate distinctive and memorable signage compositions.



Exterior Architectural Signage
HED-200



Sleek Frameless Signage System

The HED-200 post and panel system features a frameless message panel that allows for cost effective signs often with unique shapes. U-channels are attached to the panel's vertical edges which then slide into slotted 2-1/4" square mounting posts leaving no exposed fasteners. Set screws hold the u-channels securely in the posts.

Our one panel all aluminum sign systems are designed to offer strong visual impact in a non-illuminated format. They provide small to mid-size signs intended for primary and secondary site identification, directional, wayfinding and informational applications.



Ideal Applications:

- Directional Signage
- Parking Signage
- Regulatory Signage
- Secondary Site Identification

See more signage applications on pages 108 — 125



Sign System *at a glance*

Frameless .125" Aluminum panel in sizes up to 36"H x 60"L

Panels can be custom routed or cut into unique shapes and offer filigree motifs

No exposed fasteners

One or Two sided copy options

Can be used in conjunction with other sign systems

Mounting Options:
Double Post
Center Post
Flag
Wall

5 Year Warranty

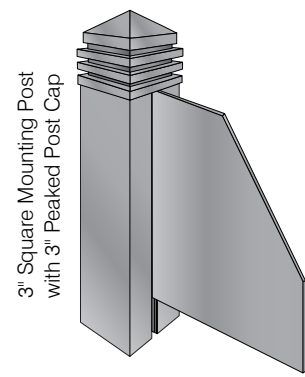


Non-illuminated
Sign System

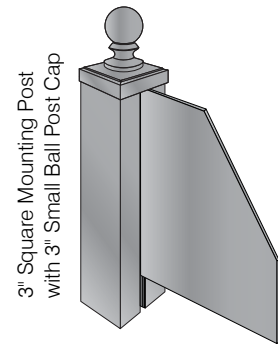
800.458.0591

howardindustries.com

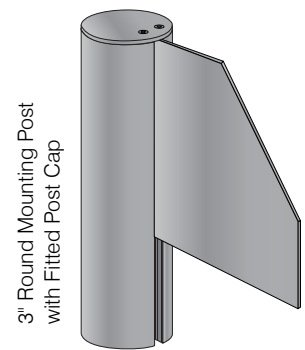
POPULAR DESIGN OPTIONS



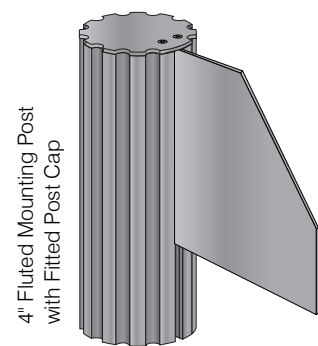
3" Square Mounting Post
with 3" Peaked Post Cap



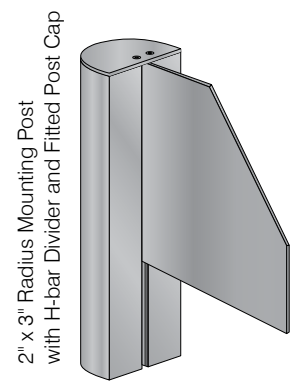
3" Square Mounting Post
with 3" Small Ball Post Cap



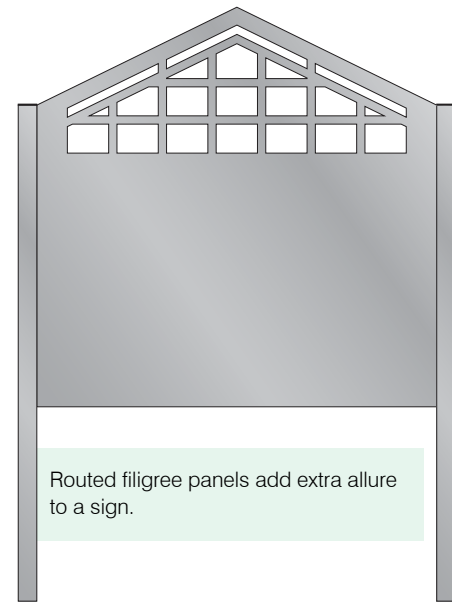
3" Round Mounting Post
with Fitted Post Cap



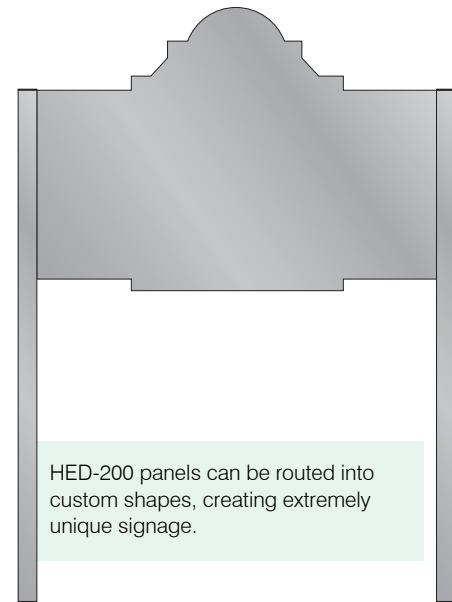
4" Fluted Mounting Post
with Fitted Post Cap



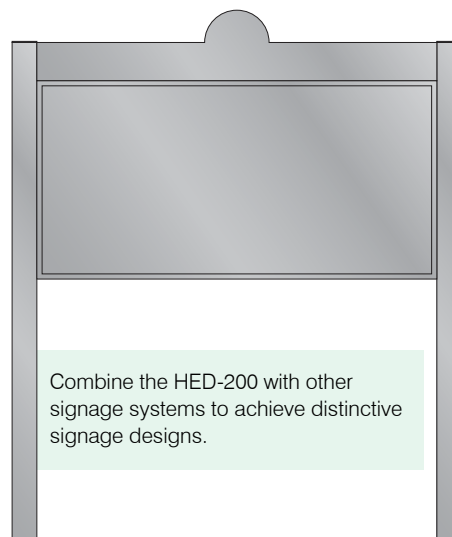
2" x 3" Radius Mounting Post
with H-bar Divider and Fitted Post Cap



Routed filigree panels add extra allure to a sign.

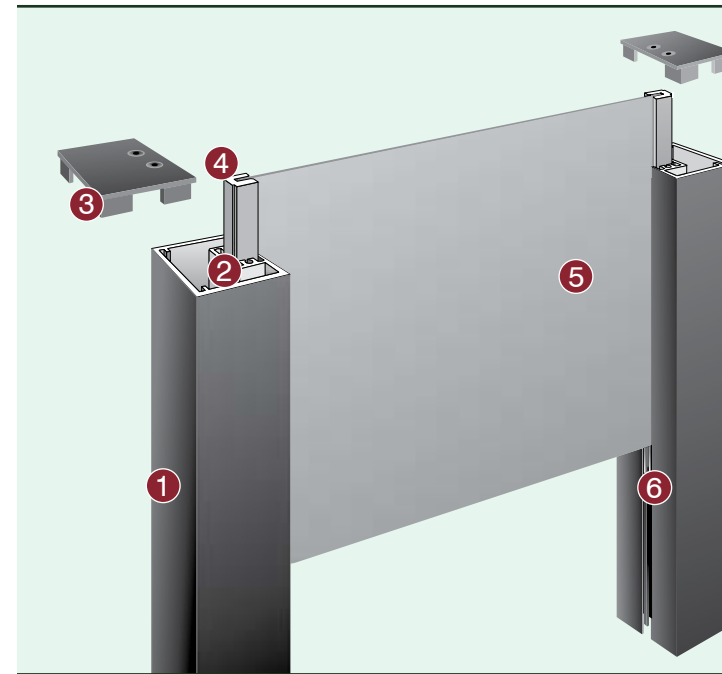


HED-200 panels can be routed into custom shapes, creating extremely unique signage.



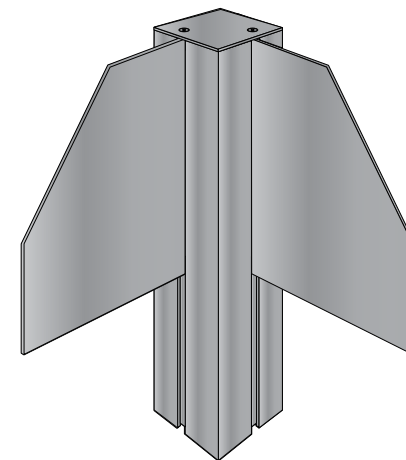
Combine the HED-200 with other signage systems to achieve distinctive signage designs.

Exterior Architectural Signage **HED-200**




HED-200 Technical Detail

- 1 Standard 2-1/2" x 3" square post
- 2 U-channel fits securely in post slot
- 3 Injection molded post cap
- 4 Extruded aluminum u-channel
- 5 .125" Aluminum message panel
- 6 Locking square with set screw



2-1/4" x 2-1/4" Double Slotted Mounting Post



Sign System
at a glance

1" Deep flush face frame with .063" aluminum panels in sizes up to 36"H x 60"L

No exposed fasteners

One or Two sided copy options

Can be used in conjunction with other sign systems

Flush reveal

Mounting Options:
Double Post
Center Post
Flag
Wall

5 Year Warranty



Non-illuminated Sign System

NEW PRODUCT!

800.458.0591

howardindustries.com



Solvent inkjet printed sign faces offer unlimited graphic capabilities while offering additional UV protectant and vandal resistant attributes.



Exterior Architectural Signage
SLMPRO1



Flush Face Signage System

The SLMPRO1 post and panel system features a 1" cabinet style frame that attaches two panels with no visible retainers and no exposed fasteners for a frameless appearance. A polystyrene core 7/8" thick is chemically bonded to the panels for increased strength and durability. The frame assembly slides into slotted 2-1/4" square posts which carry the frame flush. Concealed locking squares hold the frame secure.

Our two panel all aluminum sign systems are designed to offer strong visual impact in a non-illuminated format. They provide small to mid-size signs intended for primary and secondary site identification, directional, wayfinding and informational applications.



Ideal Applications:

- Directional Signage
- Parking Signage
- Regulatory Signage
- Secondary Site Identification

See more signage applications on pages 108 — 125

Sign System
at a glance

1" Deep flush face frame with .063" aluminum panels in sizes up to 36"H x 60"L

No exposed fasteners

One or Two sided copy options

Can be used in conjunction with other sign systems

Flush reveal

Mounting Options:
Double Post
Center Post
Flag
Wall

5 Year Warranty



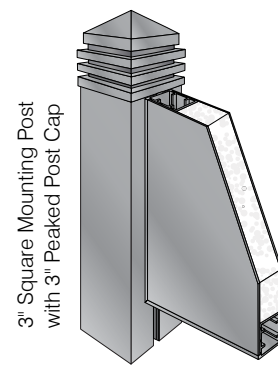
Non-illuminated Sign System

NEW PRODUCT!

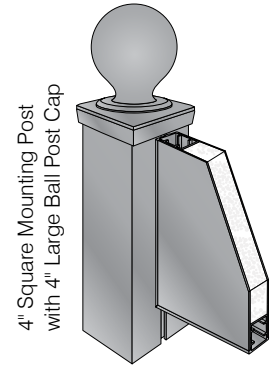
800.458.0591

howardindustries.com

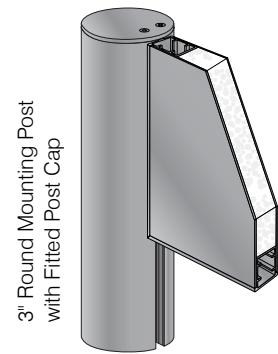
POPULAR DESIGN OPTIONS



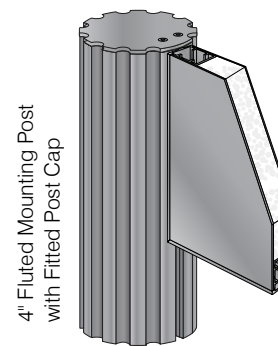
3" Square Mounting Post with 3" Peaked Post Cap



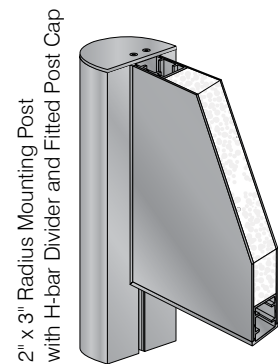
4" Square Mounting Post with 4" Large Ball Post Cap



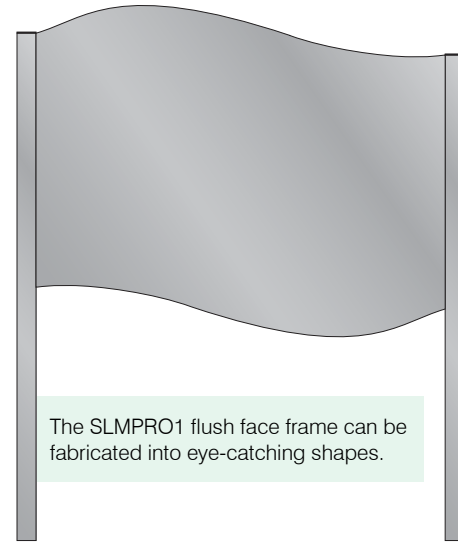
3" Round Mounting Post with Fitted Post Cap




4" Fluted Mounting Post with Fitted Post Cap



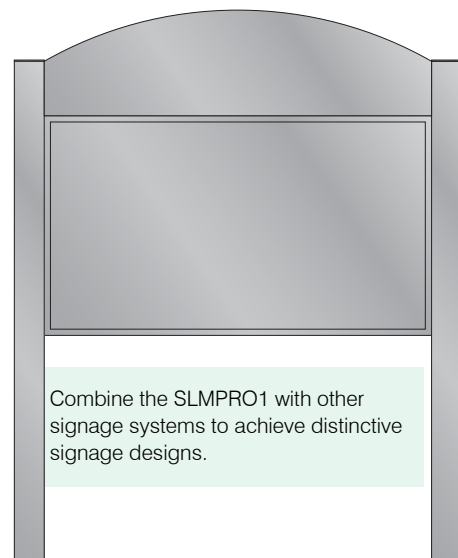
2" x 3" Radius Mounting Post with H-bar Divider and Fitted Post Cap



The SLMPRO1 flush face frame can be fabricated into eye-catching shapes.

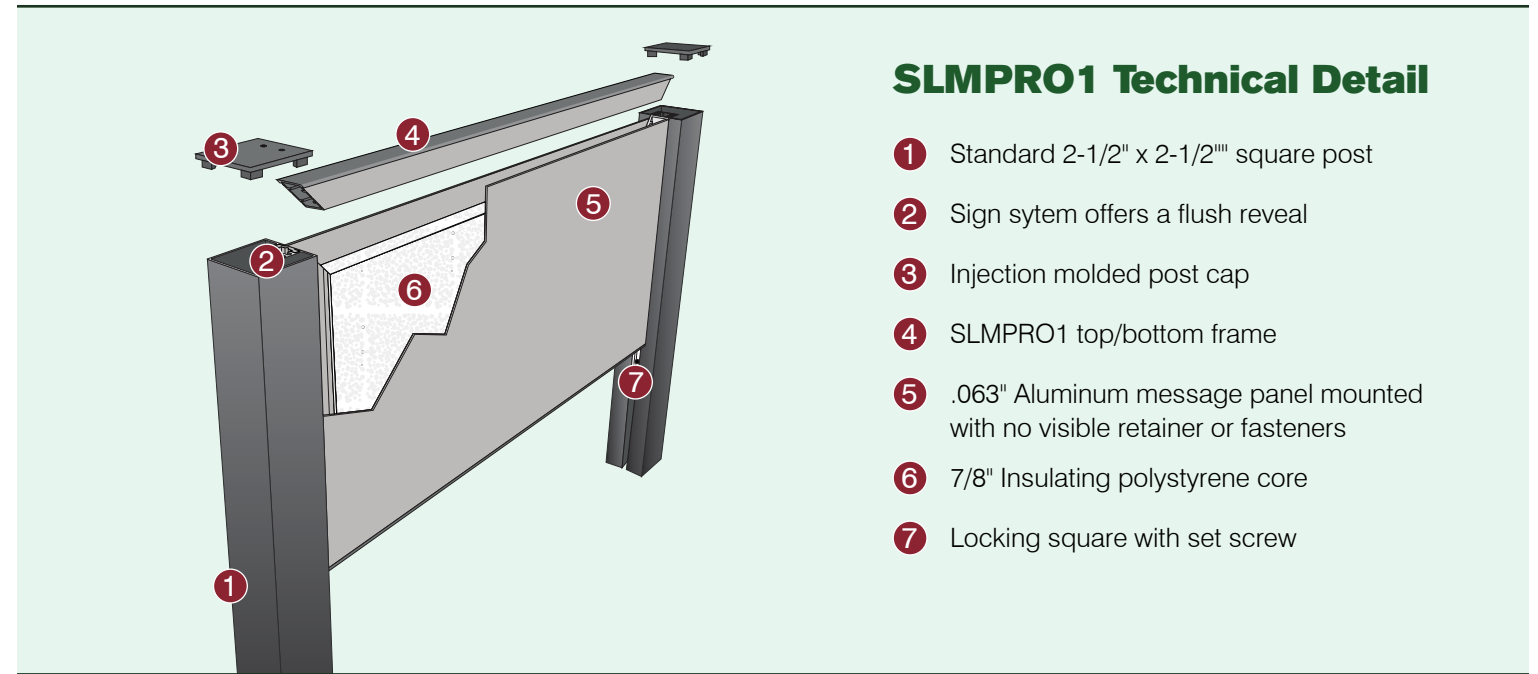


Multiple SLMPRO1 sign systems can be spaced apart with locking squares for added sign flare.



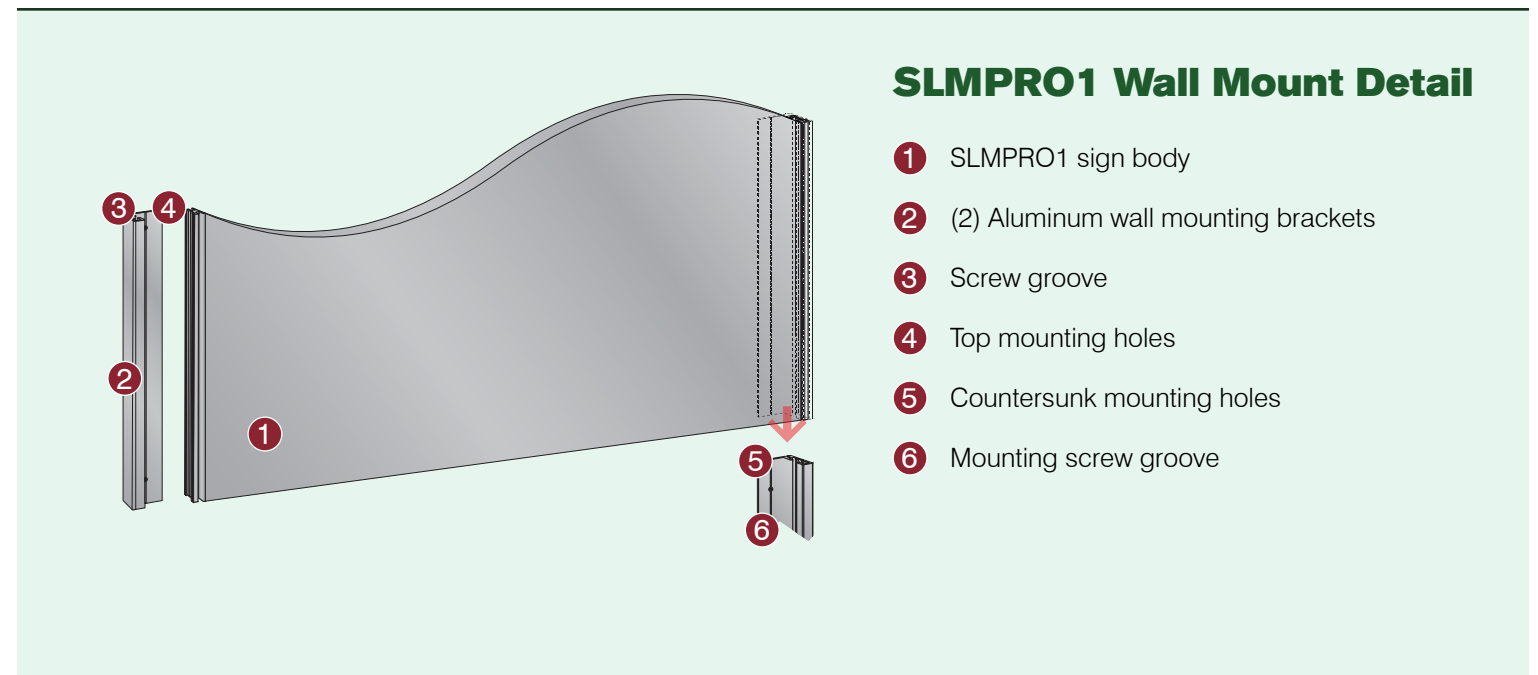
Combine the SLMPRO1 with other signage systems to achieve distinctive signage designs.

Exterior Architectural Signage **SLMPRO1**



SLMPRO1 Technical Detail

- 1 Standard 2-1/2" x 2-1/2" square post
- 2 Sign system offers a flush reveal
- 3 Injection molded post cap
- 4 SLMPRO1 top/bottom frame
- 5 .063" Aluminum message panel mounted with no visible retainer or fasteners
- 6 7/8" Insulating polystyrene core
- 7 Locking square with set screw



SLMPRO1 Wall Mount Detail

- 1 SLMPRO1 sign body
- 2 (2) Aluminum wall mounting brackets
- 3 Screw groove
- 4 Top mounting holes
- 5 Countersunk mounting holes
- 6 Mounting screw groove

Sign System
at a glance

2-1/4" Deep flush face frame with .080" aluminum panels in sizes up to 48"H x 60"L

No exposed fasteners

One or Two sided copy options

Can be used in conjunction with other sign systems

Flush or 1/2" reveal

Mounting Options:
Double Post
Center Post
Flag
Wall

5 Year Warranty



Non-illuminated Sign System



LED Illuminated Sign System
select sizes

800.458.0591

howardindustries.com



Mounting posts can be angle cut to mimic custom frame shapes producing a contemporary finished signage appearance.

Exterior Architectural Signage
HED-225



Flush Face Signage System

The HED-225 post and double panel system features a 2-1/4" cabinet style frame that attaches two panels with no visible retainers and no exposed fasteners for a frameless appearance. A 2" polystyrene core is chemically bonded to the panels for increased strength and durability. The frame assembly slides into slotted 2-1/4" square posts which carry the frame flush or with a 1/2" reveal. Concealed locking squares hold the frame secure.

Our two panel all aluminum sign systems are designed to offer strong visual impact in a non-illuminated format. They provide small to mid-size signs intended for primary and secondary site identification, directional, wayfinding and informational applications.



Ideal Applications:

- Directional Signage
- Parking Signage
- Regulatory Signage
- Secondary Site Identification

See more signage applications on pages 108 — 125

Sign System
at a glance

2-1/4" Deep flush face frame with .080" aluminum panels in sizes up to 48"H x 60"L

No exposed fasteners

One or Two sided copy options

Can be used in conjunction with other sign systems

Flush or 1/2" reveal

Mounting Options:
Double Post
Center Post
Flag
Wall

5 Year Warranty



Non-illuminated Sign System

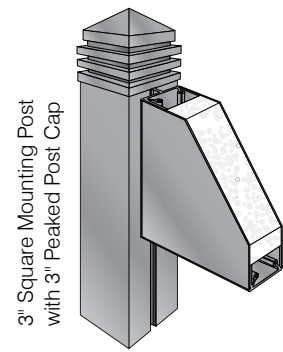


LED Illuminated Sign System
select sizes

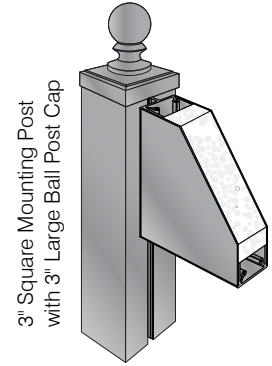
800.458.0591

howardindustries.com

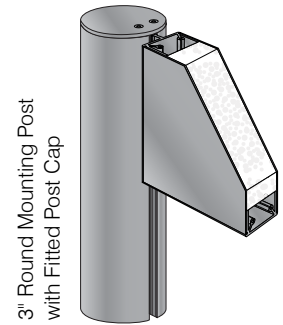
POPULAR DESIGN OPTIONS



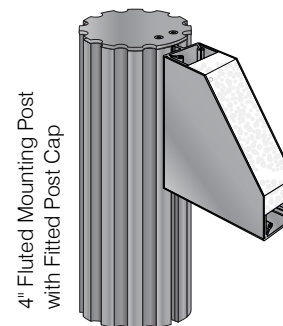
3" Square Mounting Post with 3" Peaked Post Cap



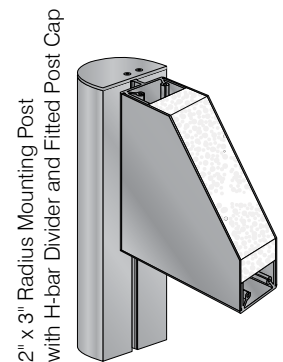
3" Square Mounting Post with 3" Large Ball Post Cap



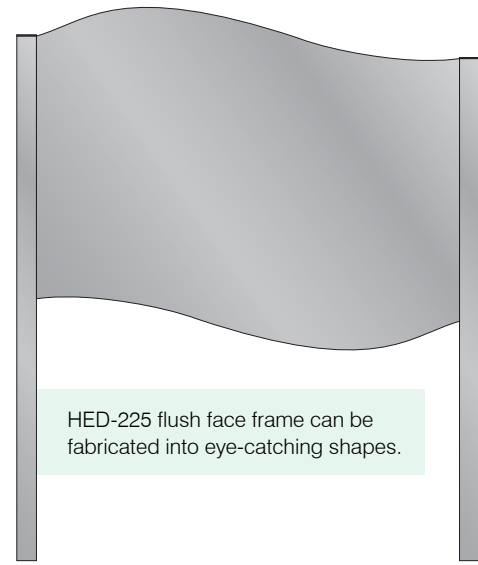
3" Round Mounting Post with Fitted Post Cap



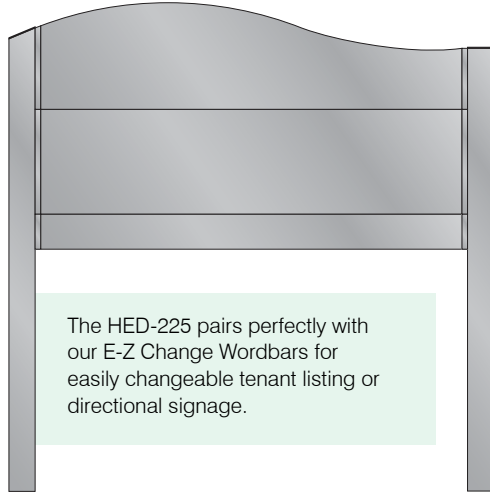
4" Fluted Mounting Post with Fitted Post Cap



2" x 3" Radius Mounting Post with H-bar Divider and Fitted Post Cap



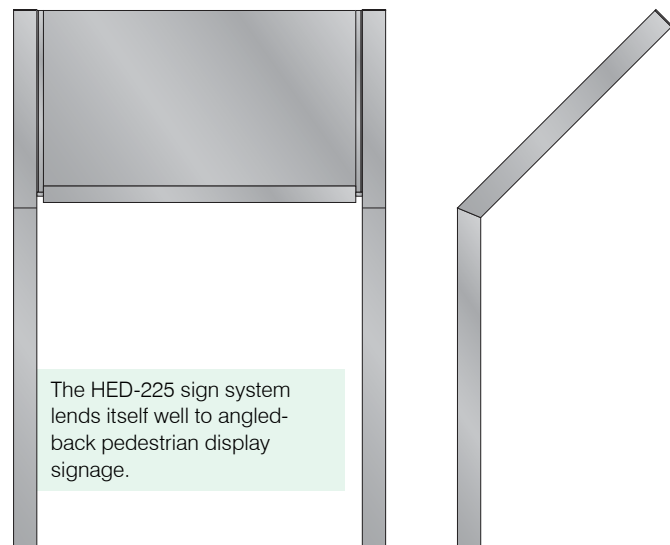
HED-225 flush face frame can be fabricated into eye-catching shapes.



The HED-225 pairs perfectly with our E-Z Change Wordbars for easily changeable tenant listing or directional signage.

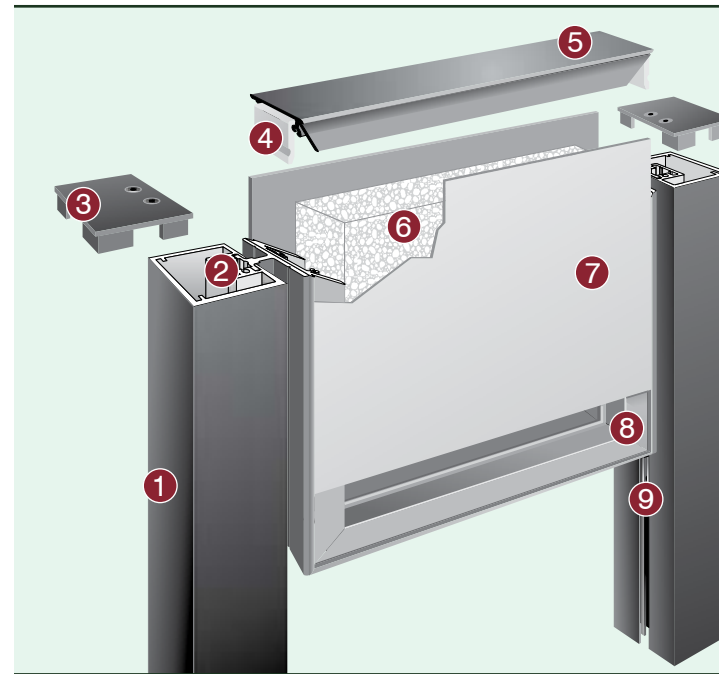
Front View

Side View



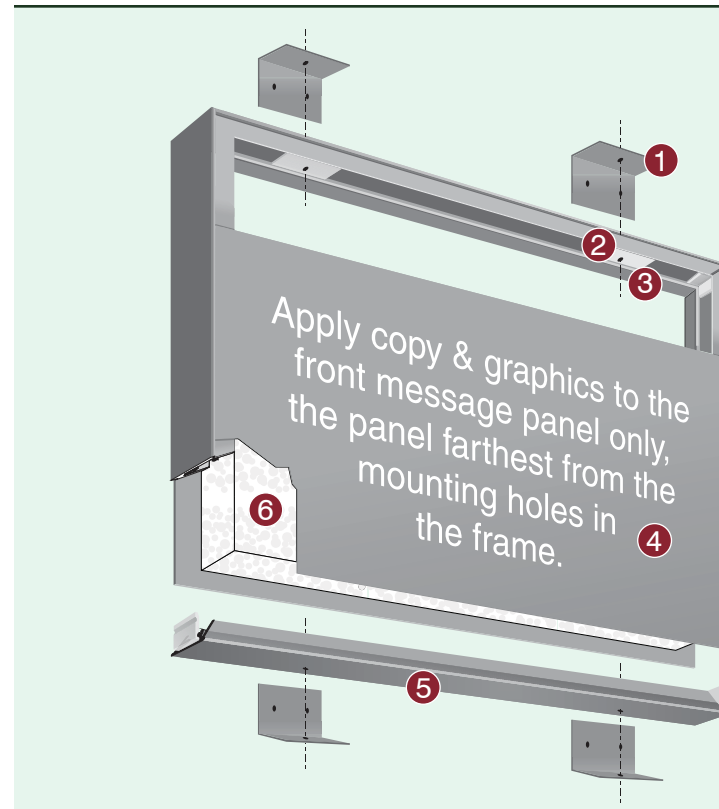
The HED-225 sign system lends itself well to angled-back pedestrian display signage.

Exterior Architectural Signage HED-225



HED-225 Technical Detail

- 1 Standard 2-1/4" square post
- 2 Post slot offers optional flush or 1/2" reveal
- 3 Injection molded post cap
- 4 Corner key
- 5 HED-225 top/bottom frame
- 6 2" Insulating polystyrene core
- 7 .080" Aluminum message panel
- 8 HED-225 mounting frame
- 9 Locking square with set screw



HED-225 Wall Mount Detail

- 1 Aluminum angle mounting brackets
- 2 Mounting holes offset closest to back of frame
- 3 Threaded plate welded inside frame
- 4 Message panel and back mount to frame with no visible or exposed fasteners
- 5 Bottom frame with corner keys
- 6 Polystyrene core

Apply copy & graphics to the front message panel only, the panel farthest from the mounting holes in the frame.

Sign System
at a glance

3" Deep standard frame with .050" aluminum panels in sizes up to 48"H x 120"L

3" Deep flush frame with .080" aluminum panels in sizes up to 48"H x 120"L

One or Two sided copy options

Can be used in conjunction with other sign systems

Flush or 1/2" reveal

Mounting Options:
Double Post
Flag
Wall

5 Year Warranty



Non-illuminated Sign System



LED Illuminated Sign System
select sizes



A HED-300 Flush Face Sign System having a radius top frame and applied routed aluminum letters creates a sophisticated signage appearance.


Exterior Architectural Signage
HED-300



Standard or Flush Face Signage System

The HED-300 post and double panel system features a 3" deep, traditional cabinet style frame with two message panels chemically bonded to a 2-3/4" polystyrene core. The frame assembly slides into our slotted 2-1/4" x 3" standard rectangular mounting posts or optional radius posts. Both post styles carry the frame flush or with a 1/2" reveal and use concealed locking squares to hold the frame securely in place. Also available with flush faces.

Our two panel all aluminum sign systems are designed to offer strong visual impact in a non-illuminated format. They provide small to mid-size signs intended for primary and secondary site identification, directional, wayfinding and informational applications.



Ideal Applications:

- Directional Signage
- Parking Signage
- Regulatory Signage
- Primary Site Identification
- Secondary Site Identification

See more signage applications on pages 108 — 125

Sign System
at a glance

3" Deep standard frame with .050" aluminum panels in sizes up to 48"H x 120"L

3" Deep flush frame with .080" aluminum panels in sizes up to 48"H x 120"L

One or Two sided copy options

Can be used in conjunction with other sign systems

Flush or 1/2" reveal

Mounting Options:
Double Post
Flag
Wall

5 Year Warranty



Non-illuminated Sign System

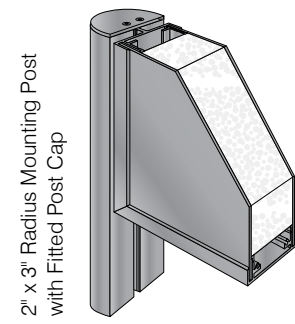


LED Illuminated Sign System
select sizes

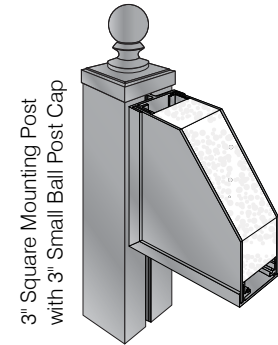
800.458.0591

howardindustries.com

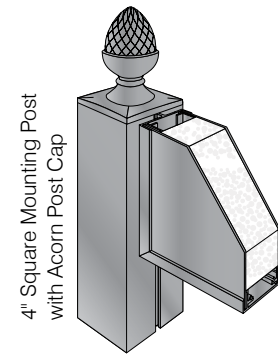
POPULAR DESIGN OPTIONS



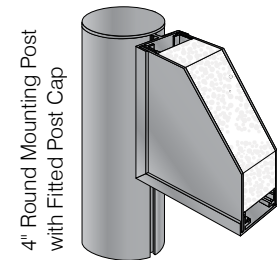
2" x 3" Radius Mounting Post with Fitted Post Cap



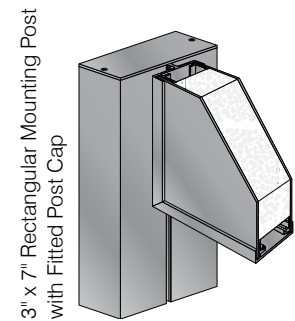
3" Square Mounting Post with 3" Small Ball Post Cap



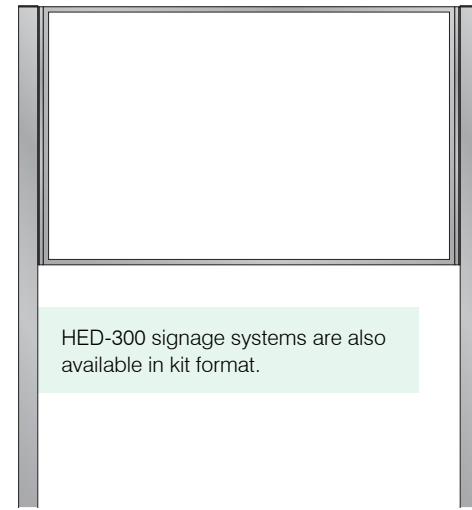
4" Square Mounting Post with Acorn Post Cap



4" Round Mounting Post with Fitted Post Cap



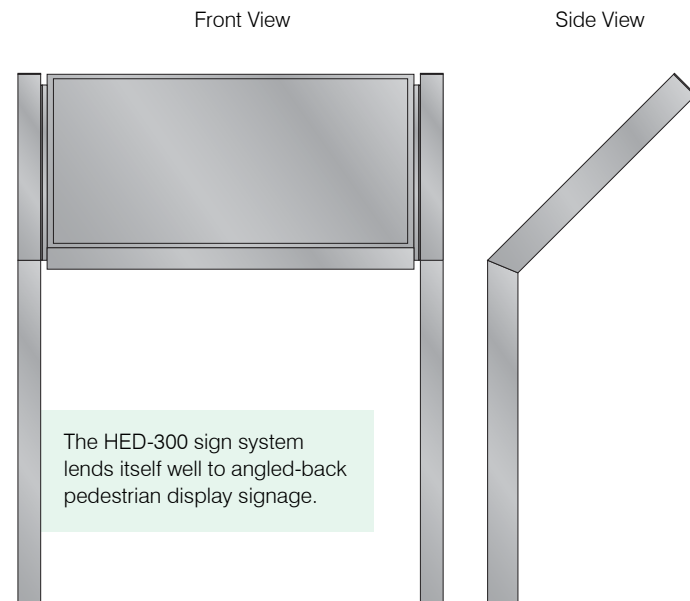
3" x 7" Rectangular Mounting Post with Fitted Post Cap



HED-300 signage systems are also available in kit format.

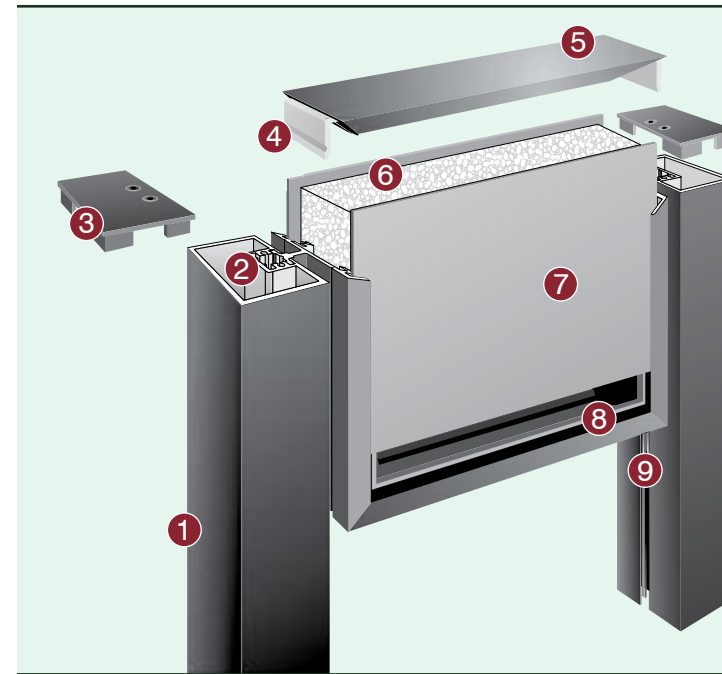


The HED-300 flush face sign system can be fabricated into uncommon shapes to create custom looks.



The HED-300 sign system lends itself well to angled-back pedestrian display signage.

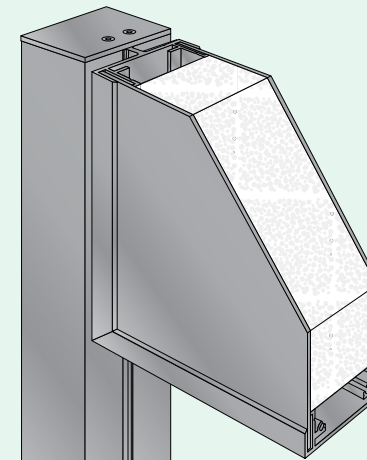
Exterior Architectural Signage
HED-300



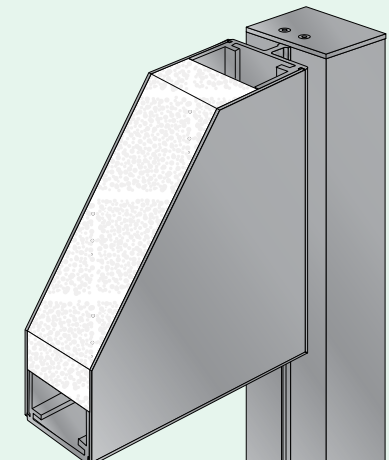
HED-300 Technical Detail

- 1 Standard 2-1/4" x 3" rectangular post
- 2 Post slot offers optional flush or 1/2" reveal
- 3 Injection molded post cap
- 4 Corner key
- 5 HED-300 top/bottom frame
- 6 2-3/4" Insulating polystyrene core
- 7 .050" Aluminum message panel
- 8 HED-300 mounting frame
- 9 Locking square with set screw

HED-300 Standard Face



HED-300 Flush Face



Sign System
at a glance

4" Deep standard frame with .050" aluminum panels in sizes up to 48"H x 144"L

4" Deep flush frame with .080" aluminum panels in sizes up to 48"H x 144"L

One or Two sided copy options

Can be used in conjunction with other sign systems

Flush or 1/2" reveal

Mounting Options:
Double Post
Flag
Wall

5 Year Warranty



Non-illuminated Sign System



LED Illuminated Sign System
select sizes



The HED-400 Sign System accommodates internal mounting posts, creating a sleek and slim pylon appearance.

Exterior Architectural Signage
HED-400



Standard or Flush Face Signage System

The HED-400 post and double panel system features a traditional 4" cabinet style frame with two message panels chemically bonded to a 3-3/4" polystyrene core. The frame assembly slides into our slotted 4" x 4" square mounting posts, 4" radius, round or rectangular posts. All posts carry the frame flush or with a 1/2" reveal and use concealed locking squares to hold the frame securely in place. Also available with flush faces.

Our two panel all aluminum sign systems are designed to offer strong visual impact in a non-illuminated format. They provide small to mid-size signs intended for primary and secondary site identification, directional, wayfinding and informational applications.



Ideal Applications:

- Directional Signage
- Parking Signage
- Regulatory Signage
- Primary Site Identification
- Secondary Site Identification

See more signage applications on pages 108 — 125

Sign System
at a glance

4" Deep standard frame with .050" aluminum panels in sizes up to 48"H x 144"L

4" Deep flush frame with .080" aluminum panels in sizes up to 48"H x 144"L

One or Two sided copy options

Can be used in conjunction with other sign systems

Flush or 1/2" reveal

Mounting Options:
Double Post
Flag
Wall

5 Year Warranty



Non-illuminated Sign System



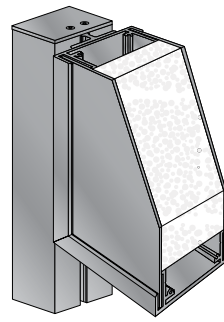
LED Illuminated Sign System
select sizes

800.458.0591

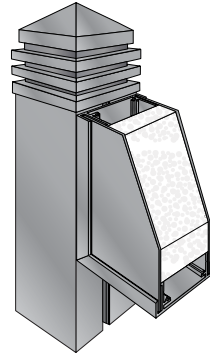
howardindustries.com

POPULAR DESIGN OPTIONS

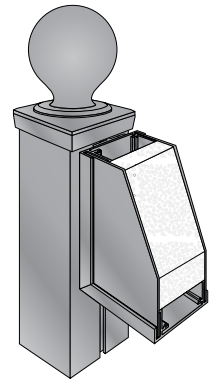
2-1/4" x 3" Rectangular Mounting Post with Fitted Post Cap



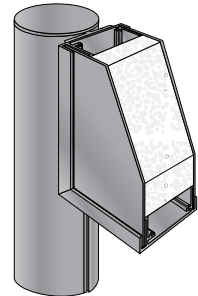
4" Square Mounting Post with 4" Peaked Post Cap



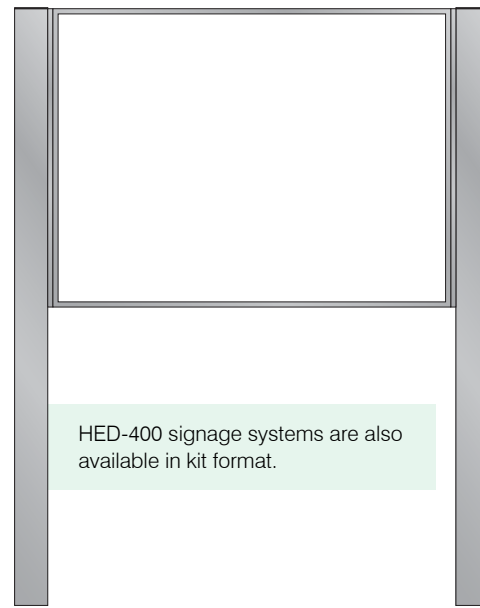
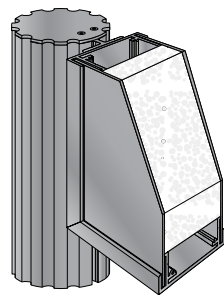
4" Square Mounting Post with Large Ball Post Cap



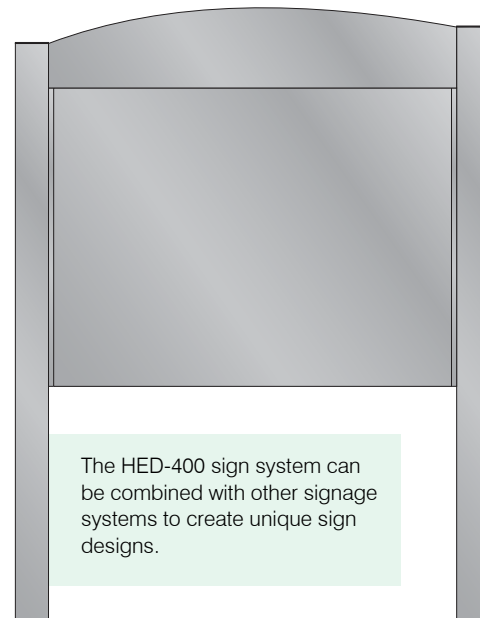
4" Round Mounting Post with Dome Post Cap



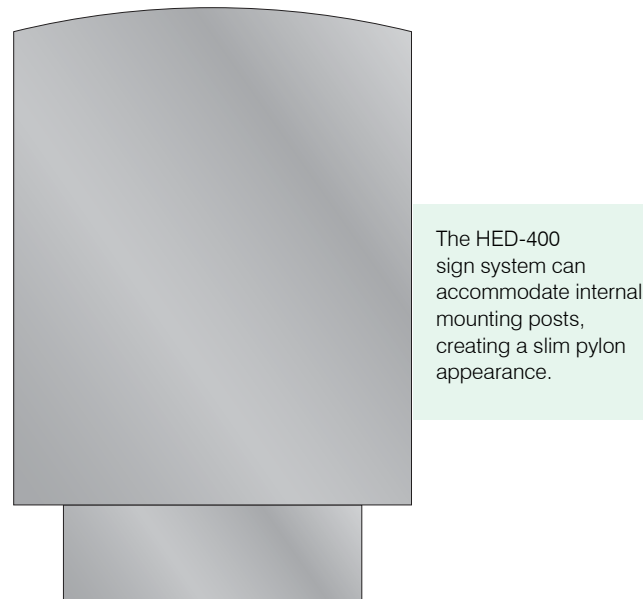
4" Fluted Mounting Post with Fitted Post Cap



HED-400 signage systems are also available in kit format.

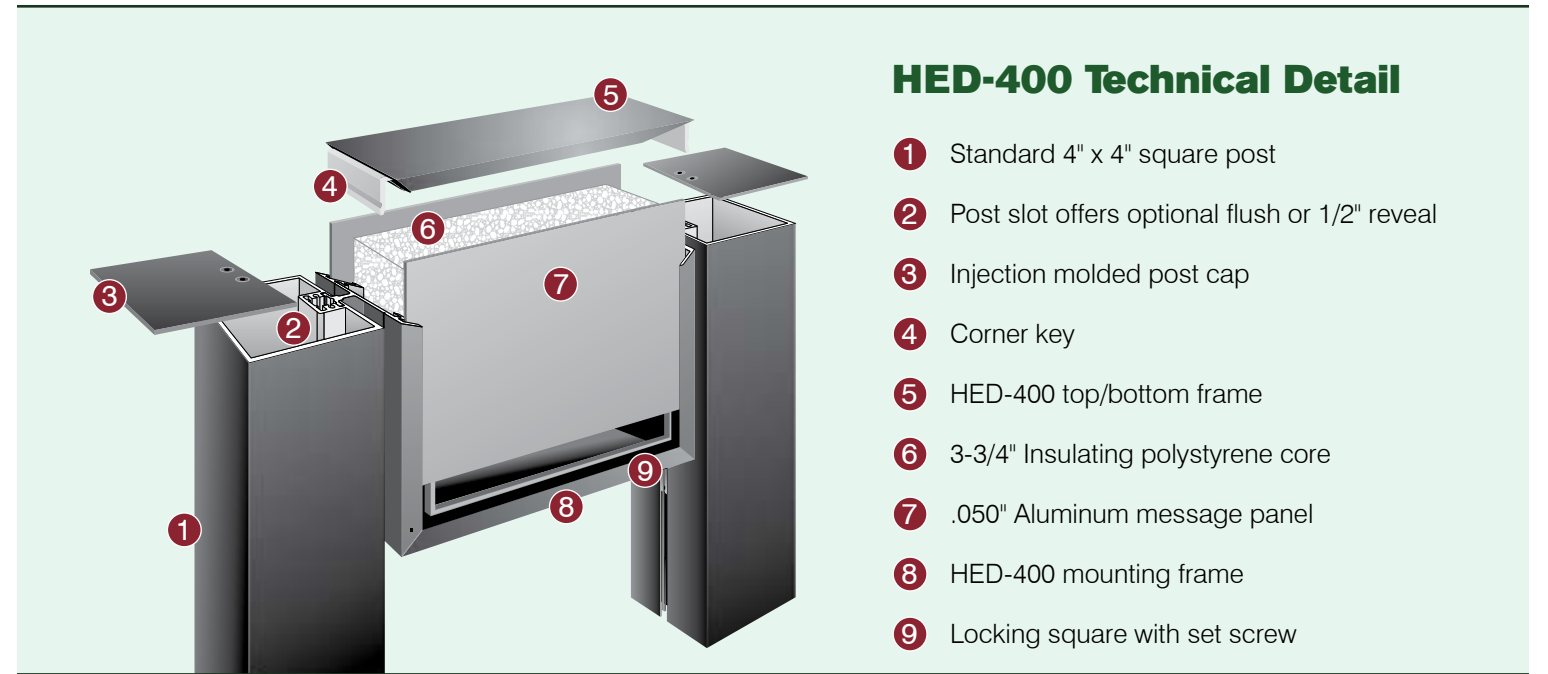


The HED-400 sign system can be combined with other signage systems to create unique sign designs.



The HED-400 sign system can accommodate internal mounting posts, creating a slim pylon appearance.

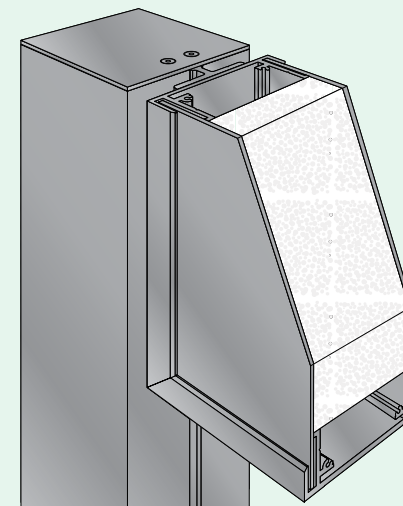
Exterior Architectural Signage **HED-400**



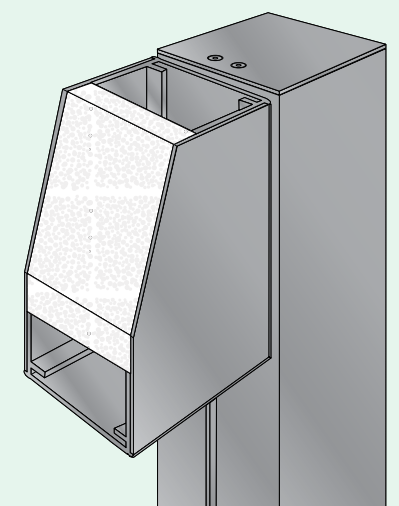
HED-400 Technical Detail

- 1 Standard 4" x 4" square post
- 2 Post slot offers optional flush or 1/2" reveal
- 3 Injection molded post cap
- 4 Corner key
- 5 HED-400 top/bottom frame
- 6 3-3/4" Insulating polystyrene core
- 7 .050" Aluminum message panel
- 8 HED-400 mounting frame
- 9 Locking square with set screw

HED-400 Standard Face



HED-400 Flush Face



Sign System *at a glance*

2-1/4" Deep bars

2-1/4", 4", 6", 8", 10",
12", 15", and 18"
Heights

Up to 120" length

Two-part mounting
extrusion with
removable fasteners
allows quick and
easy changes

One or Two sided
copy options

Can be used in
conjunction with
other sign systems

Reveal=1/2"

Concealed locking
squares hold
wordbars secure to
posts

Mounting Options:
Double Post
Wall

NEW Rotating
Wordbar available

5 Year Warranty



Non-illuminated
Sign System

800.458.0591

howardindustries.com



Our E-Z Change Wordbar Sign System allows multiple listings to be organized as individual stacking units that can easily be removed or replaced in the future.

Exterior Signage System

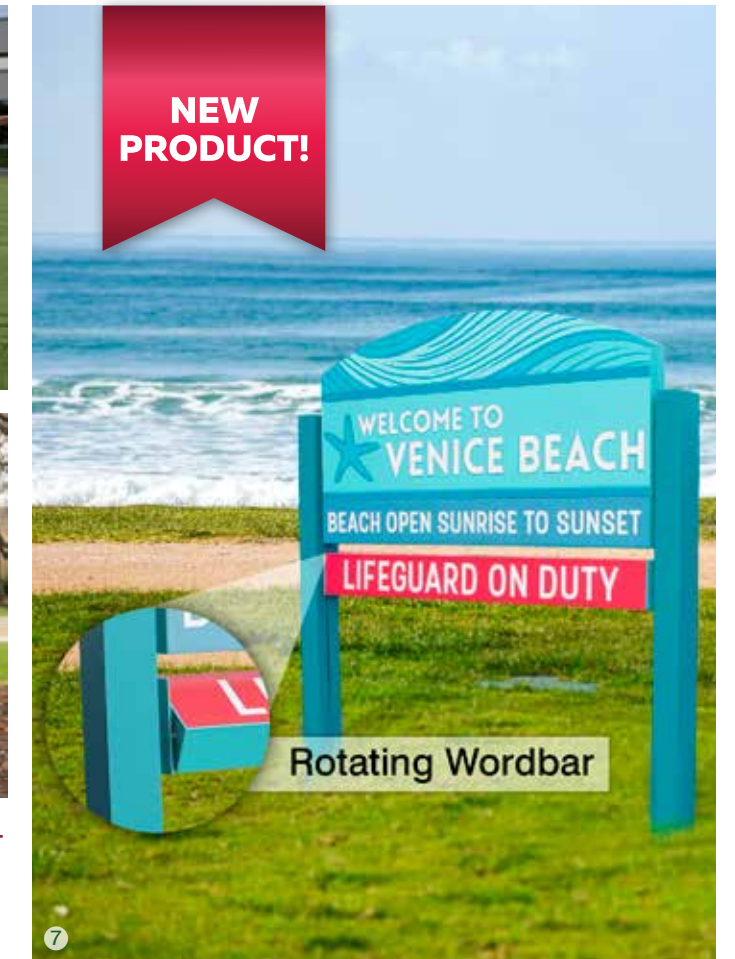
E-Z Change Wordbars



A Sign System that Adapts to Change

A uniquely designed two part mounting extrusion with removable fasteners allows for quick and easy changes, regardless of size or placement on the sign. Wordbars are constructed of a 2-1/4", 4", 6", 8", 10", 12", 15" or 18" high bar extrusion carried on two end cap mounting extrusions. All wordbars are 2-1/4" wide and slide into our slotted 2-1/4" x 3" standard rectangular posts or 2" x 3" radius posts and can also be used with our corner and double slot mounting posts. Wordbars mount to the various posts with a 1/2" reveal and are held in place with concealed locking squares.

The E-Z Change Wordbar signage system provides an ideal means for conveying secondary site identification, directions and information. The all aluminum system is designed to carry two sides of copy and is comprised of wordbars and mounting posts of various styles and functions. Standard finish for wordbars and mounting posts is off-the-shelf primer white and mill finish. Custom colors are also available.



Ideal Applications:

- Directional Signage
- Directory Listing Signage
- Parking Signage
- Regulatory Signage
- Secondary Site Identification
- Tenant Listing Signage

See more signage applications on pages 108 — 125

Sign System
at a glance

2-1/4" Deep bars

2-1/4", 4", 6", 8", 10",
12", 15", and 18"
Heights

Up to 120" length

Two-part mounting
extrusion with
removable fasteners
allows quick and
easy changes

One or Two sided
copy options

Can be used in
conjunction with
other sign systems

Reveal=1/2"

Concealed locking
squares hold
wordbars secure to
posts

Mounting Options:
Double Post
Wall

NEW Rotating
Wordbar available

5 Year Warranty

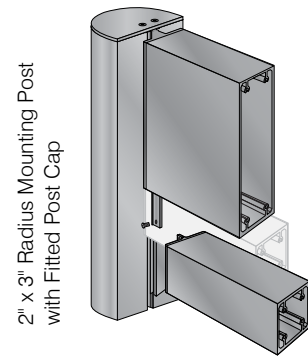


Non-illuminated
Sign System

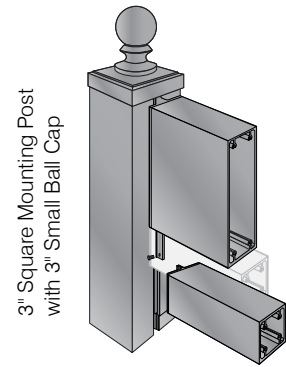
800.458.0591

howardindustries.com

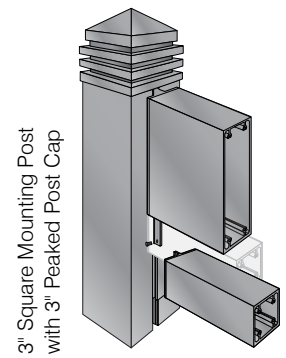
POPULAR DESIGN OPTIONS



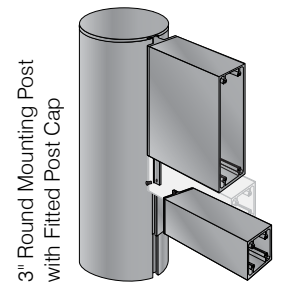
2" x 3" Radius Mounting Post
with Fitted Post Cap



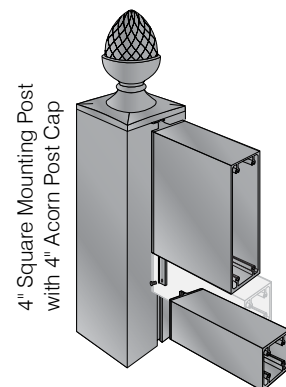
3" Square Mounting Post
with 3" Small Ball Cap



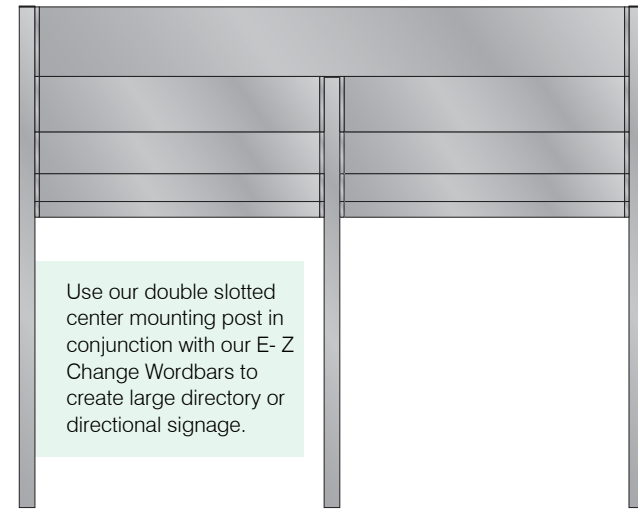
3" Square Mounting Post
with 3" Peaked Post Cap




3" Round Mounting Post
with Fitted Post Cap



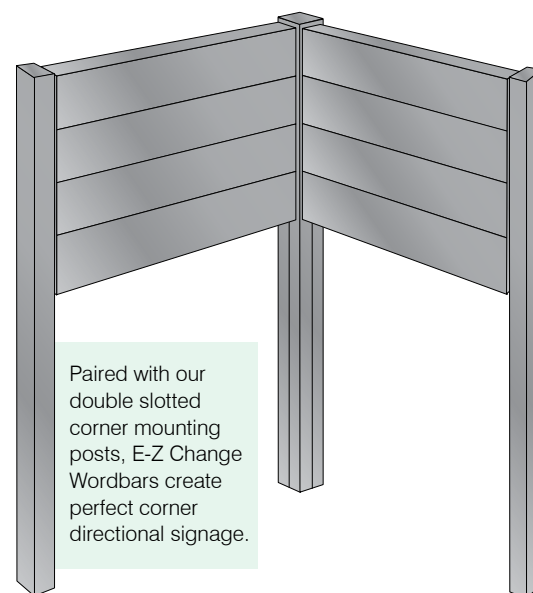
4" Square Mounting Post
with 4" Acorn Post Cap



Use our double slotted
center mounting post in
conjunction with our E- Z
Change Wordbars to
create large directory or
directional signage.

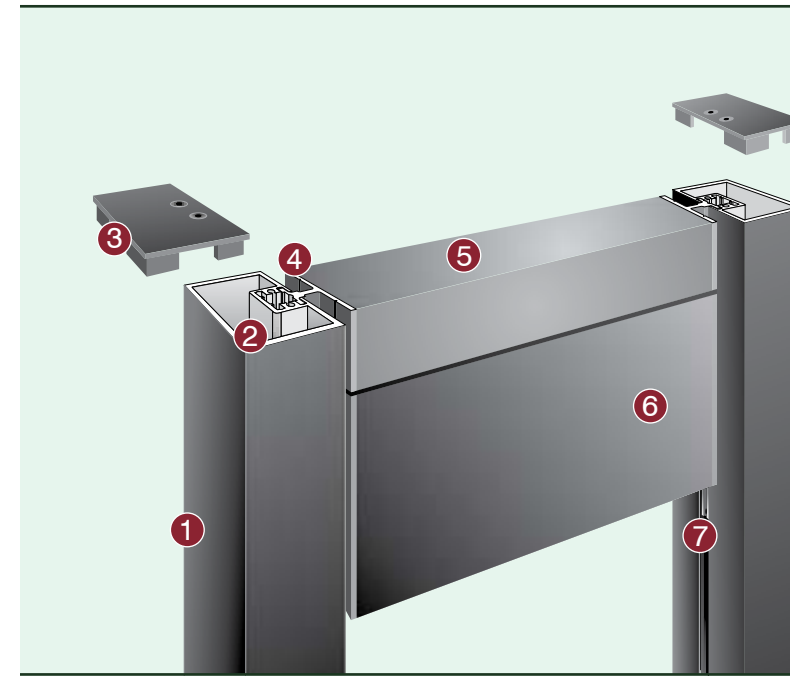


Combining our E-Z Change
Wordbars with other signage
systems yield unique signage
designs.



Paired with our
double slotted
corner mounting
posts, E-Z Change
Wordbars create
perfect corner
directional signage.

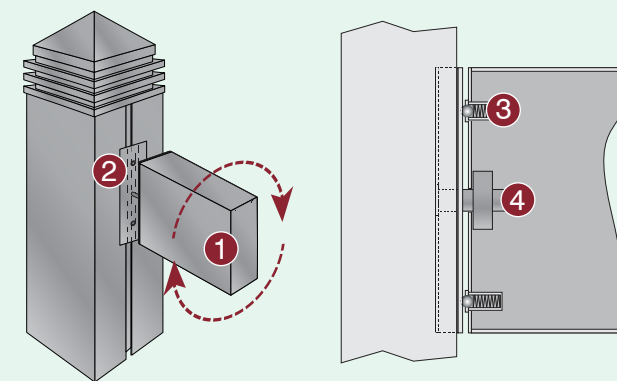
Exterior Signage System E-Z Change Wordbars



Wordbar Technical Detail

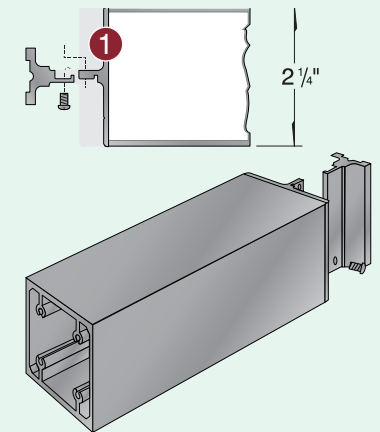
- 1 Standard 2-1/4" x 3" rectangular post
- 2 Post slot offers 1/2" reveal
- 3 Injection molded post cap
- 4 End cap mounting extrusion
- 5 2/14" Wordbar extrusion
- 6 6" Wordbar extrusion
- 7 Locking square with set screw

Rotating Wordbar Technical Detail



- 1 Rotating Wordbar
- 2 Mounting with press fit
hole for ball detent
- 3 Press-fit ball-nose
spring plunger
- 4 Pivot pin

Wordbar Technical Detail



- 1 E-Z Change Wordbar detaches from
sign with removable fasteners

Sign System
at a glance

7" Deep standard frame with .080" or .125" aluminum panels in sizes up to 48"H x 144"L

7" Deep flush frame with .080" aluminum panels in sizes up to 48"H x 144"L

One or Two sided copy options

Can be used in conjunction with other sign systems

Flush or 1/2" reveal

Mounting Options:
Double Post
Wall

5 Year Warranty



Non-illuminated Sign System



LED Illuminated Sign System



HED I-70 signage systems are adaptable as post and panel, wall mount signs and pylon signs with internal mounting posts.


Exterior Signage System
HED I-70



Standard or Flush Face Sign System

The HED I-70 system provides illuminated signage with strong visual impact for primary and secondary site identification, wayfinding and directional signage. The system is also ideal for non-illuminated signs where strong visual emphasis is essential.

The HED I-70 system is designed for use with two aluminum or one polycarbonate illuminated face. It features a 7" wide heavy gauge, extruded aluminum cabinet style frame with two adjustable retainers. The frame locks together with corner keys and supports the lamp raceways and electrical components. The retainers form a double reveal around the cabinet and allow for the use of .080" to .250" face material. Mounting extrusions attach to the frame, allowing it to slide into slotted 3" x 7" rectangular posts or 4" x 7" radius posts and are held in place with concealed locking squares. Both post styles allow for an adjustable reveal of 1/4", 1/2" or to carry the frame flush.



Ideal Applications:

- Directional Signage
- Primary Site Identification
- Secondary Site Identification

See more signage applications on pages 108 — 125

Sign System
at a glance

7" Deep standard frame with .080" or .125" aluminum panels in sizes up to 48"H x 144"L

7" Deep flush frame with .080" aluminum panels in sizes up to 48"H x 144"L

One or Two sided copy options

Can be used in conjunction with other sign systems

Flush or 1/2" reveal

Mounting Options:
Double Post Wall

5 Year Warranty



Non-illuminated Sign System



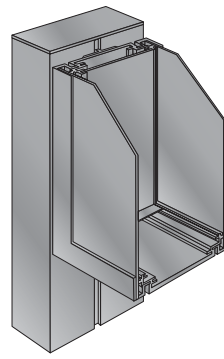
LED Illuminated Sign System

800.458.0591

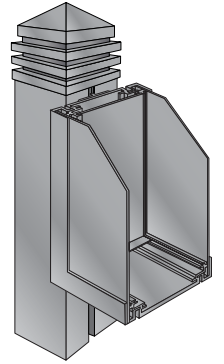
howardindustries.com

POPULAR DESIGN OPTIONS

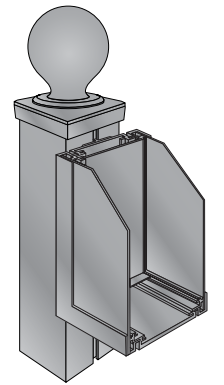
3" x 7" Rectangular Mounting Post with Fitted Post Cap



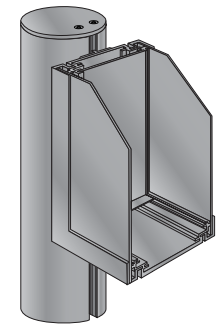
4" Square Mounting Post with 4" Peaked Post Cap



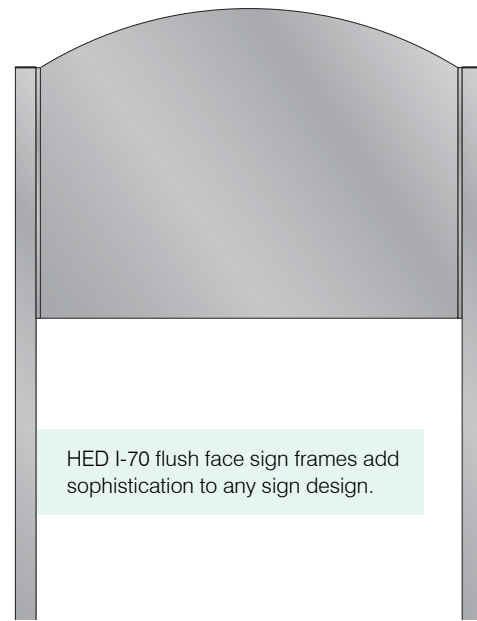
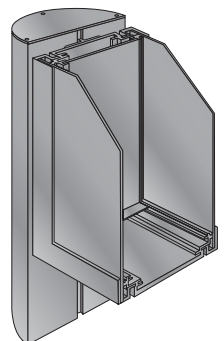
4" Square Mounting Post with Large Ball Post Cap



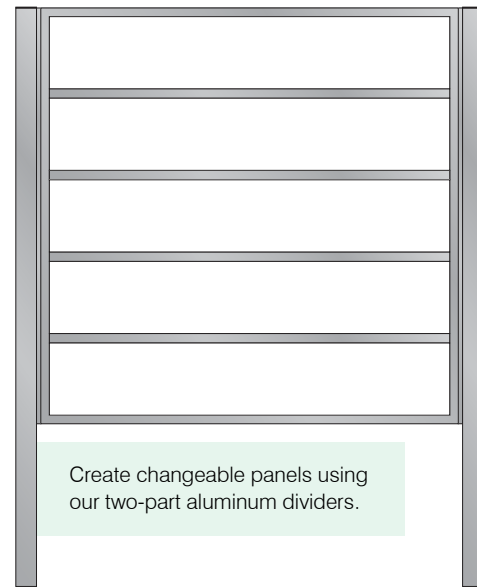
4" Round Mounting Post with Fitted Post Cap



4" x 7" Radius Mounting Post with Fitted Post Cap



HED I-70 flush face sign frames add sophistication to any sign design.

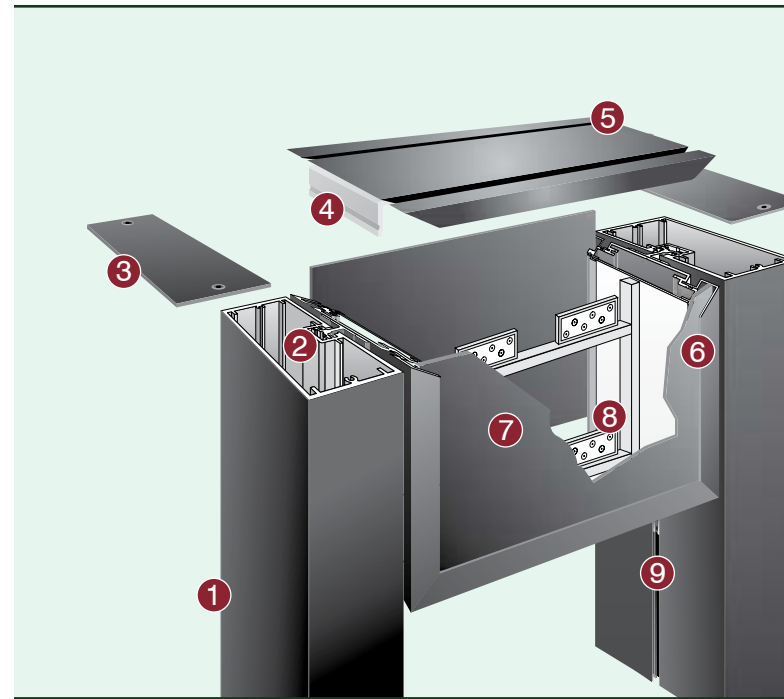


Create changeable panels using our two-part aluminum dividers.



The HED I-70 sign system can accommodate internal mounting posts for pylon style signage.

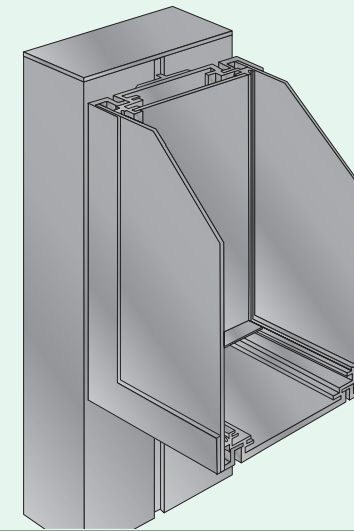
Exterior Signage System HED I-70



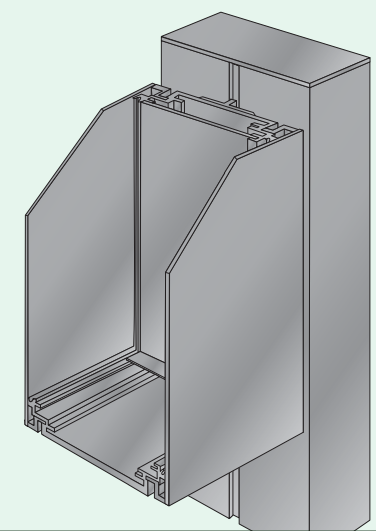
HED I-70 Technical Detail

- 1 Standard 3" x 7" rectangular post
- 2 Post slot offers optional flush or 1/2" reveal
- 3 Injection molded post cap
- 4 Corner key
- 5 HED I-70 top/bottom frame
- 6 HED I-70 mounting frame
- 7 .080" Aluminum message panel
- 8 Energy efficient LED units
- 9 Locking square with set screw

HED I-70 Standard Face



HED I-70 Flush Face





Sign System
at a glance

Varying cabinet depths from 5"

.080" - .125"
Aluminum and polycarbonate face panels

.100" Aluminum body panels

External post mounting limitations:
48" x 144" max

One or Two sided copy options

Can be used in conjunction with other sign systems

Flush or 1/2" reveal

Mounting Options:
Double External Post Wall
Pylon

5 Year Warranty



Non-illuminated Sign System



LED Illuminated Sign System

Exterior Architectural Signage **HED I-FLEX**

**NEW
PRODUCT!**

NEW HED I-FLEX Sign System

Introducing the most recent addition to the Howard Industries exterior signage systems — the HED I-FLEX versatile signage cabinet. This revolutionary new sign system offers both flush and standard face alternatives, non-illuminated and illuminated capabilities, a myriad of cabinet depths increasing from 5", changeable polycarbonate panels utilizing our two part H-bar divider, changeable seamless aluminum "Slide Panels" and twin hinge backlit changeable message system capabilities.

The HED I-FLEX provides large scale signs with strong visual impact for primary and secondary site identification, directions and information. The HED I-FLEX system is adaptable for post and panel, wall mounted and pylon signs with internal posts and skirted bases. Like many of our other HED sign systems, the HED I-FLEX's frame can be fabricated into custom shapes for added allure.



Post and Panel Signage

Ideal Applications:

- Directional Signage
- Primary Site Identification
- Secondary Site Identification
- Tenant Listing

See more signage applications on pages 108 — 125

**NEW
PRODUCT!**

800.458.0591

howardindustries.com

Howard Industries' new HED I-FLEX signage system offers an array of options including varying signage cabinet depths and easily changeable panels of different sizes.

Sign System
at a glance

Varying cabinet depths from 5"

.080" - .125"
Aluminum and polycarbonate face panels

.100" Aluminum body panels

External post mounting limitations:
48" x 144" max

One or Two sided copy options

Can be used in conjunction with other sign systems

Flush or 1/2" reveal

Mounting Options:
Double External Post Wall
Pylon

5 Year Warranty



Non-illuminated Sign System



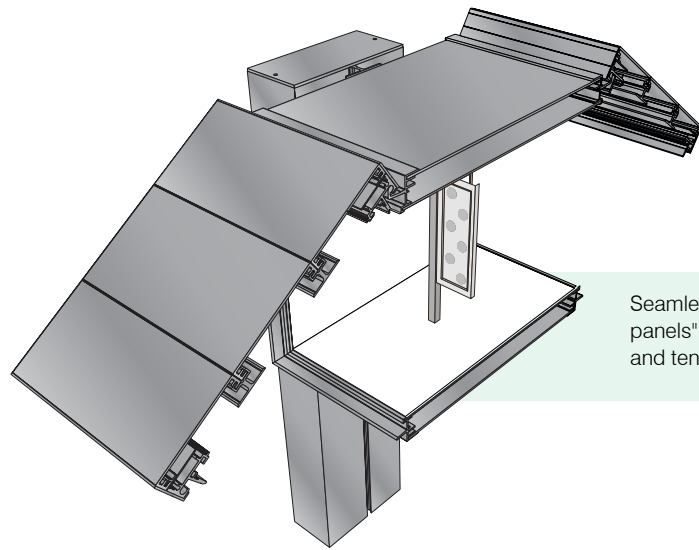
LED Illuminated Sign System

NEW PRODUCT!

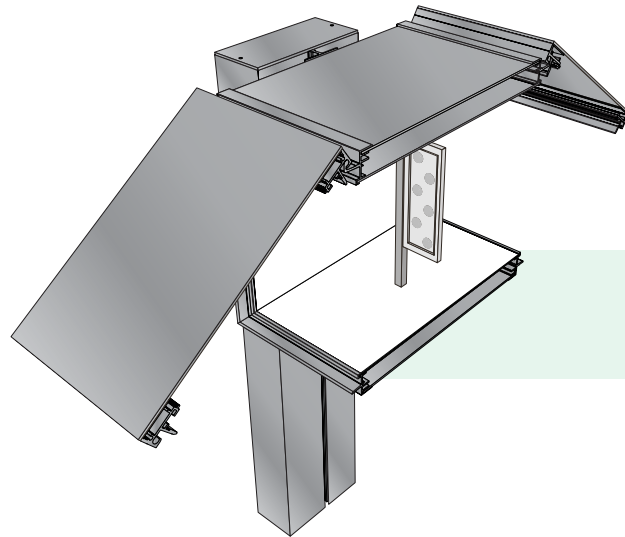
800.458.0591

howardindustries.com

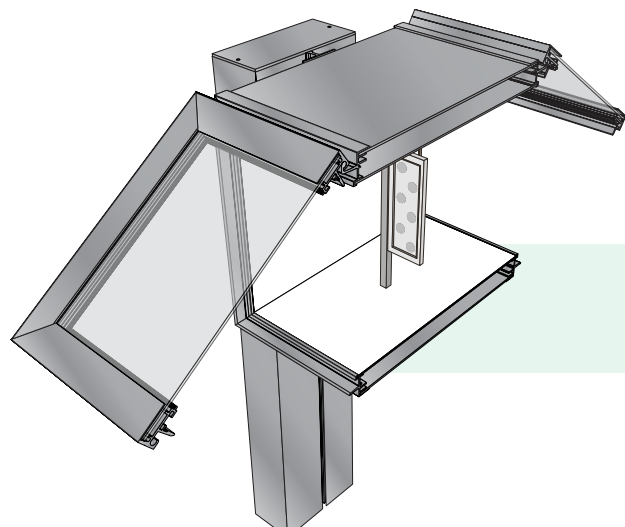
CONVENIENT HINGE DESIGN



Seamless aluminum "slide panels" are ideal for directional and tenant listing signage.



The HED I-FLEX flush face sign panels provide a contemporary "framless" appearance.

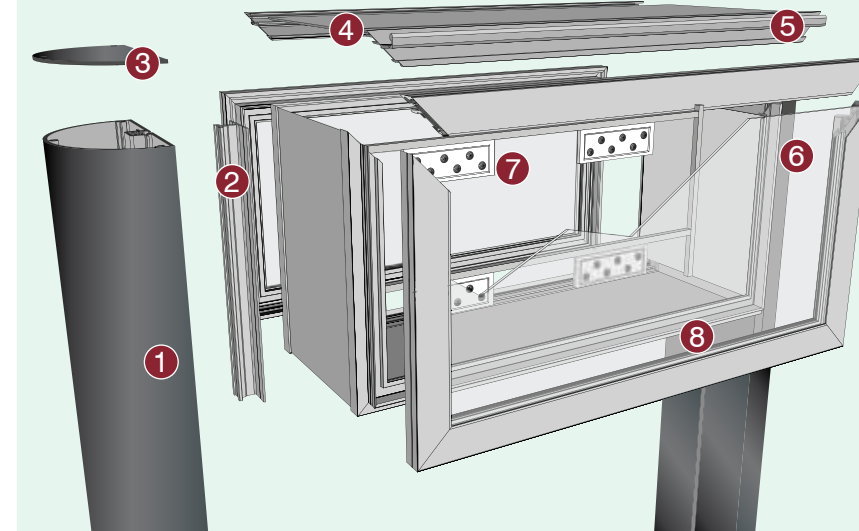


Traditional polycarbonate sign panels furnish the ability to illuminate the entire sign face.

Exterior Signage System
HED I-FLEX

NEW PRODUCT!

HED I-FLEX Technical Detail



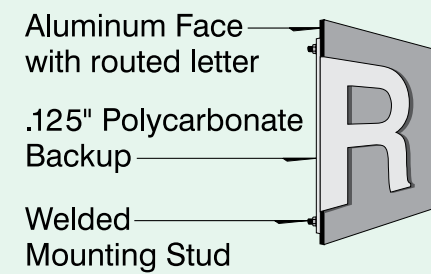
- 1 Standard 3" x 7" radius or radius post
- 2 Post slot offers optional flush or 1/2" reveal
- 3 Injection molded post cap
- 4 I-FLEX .100" aluminum body panel
- 5 I-FLEX hinge body extrusion
- 6 .080" - .100" Aluminum or polycarbonate panel
- 7 Energy efficient LED units
- 8 Locking square with set screw

Routed Graphics and Copy

Three Styles to Choose From

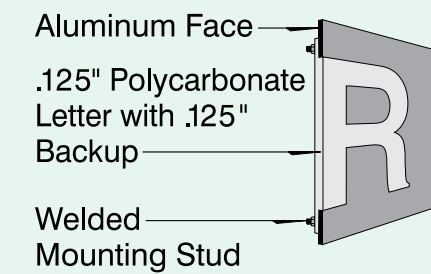
Illuminated signs with aluminum message panels are available with routed copy in three finishes:

Polycarbonate Backed Copy



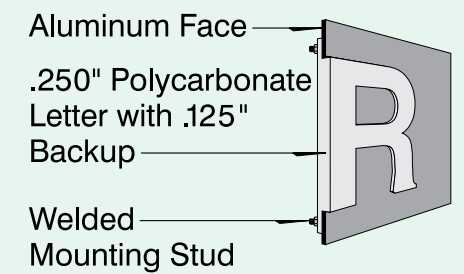
Copy is recessed from sign face

Push Thru Flush Copy



Copy is flush with sign face

Push Thru Extended Copy



Copy extends 1/8" beyond sign face



Sign System
at a glance

DSS-75: 3/4" wide x 3/4" deep Beveled Frame

DSS-75: holds single message panel of .050" aluminum

DSS-75: frame adaptable for optional face material up to .080" thick

DSS-75: sizes up to 18"H x 72"L

DSS-125: 1-1/4" wide x 1-1/4" deep Beveled Frame

DSS-125: holds single message panel of .050" to .125" aluminum

DSS-125: frame adaptable for optional face material up to 3/16" thick

DSS-125: sizes up to 48"H x 180"L

5 Year Warranty



Non-illuminated Sign System

800.458.0591

howardindustries.com

Exterior Architectural Signage DSS-75 & DSS-125



Beveled Frame Wall Mount Signage

The DSS-75 and DSS-125 are designed for vandal resistant, non-illuminated, wall mounted signage for interior and exterior site identification and directional applications. They are an ideal choice for parking facilities, hospitals, airports, universities and business/ industrial complexes. Choose from our 9 Standard Paint Colors (Satin Finish) or take advantage of our color matching capabilities and/or custom color options; all stock material finish is off-the-shelf primer white.

DSS signs are installed from the interior of the sign structure for a clean professional appearance and optimum vandal resistance. The sign frame locks together with corner keys and once it is secured to the wall surface, the message panel is installed, concealing the fasteners. This approach makes DSS signs a viable choice in high traffic, low security areas.



Ideal Applications:

- Primary Site Identification
- Directional
- Secondary Site Identification
- Tenant Listing

See more signage applications on pages 108 — 125

NEW PRODUCT!



Our DSS-125 offers stackable panels perfect for directional or tenant listing signage.



Patented Technology

.125" Aluminum panels available in custom shapes

Features lock-n-release removable panels for easy changeability

Vertical mounting bracket of extruded aluminum fits all poles regardless of their shape

Rubber bumpers provide snug fit to posts 3" – 8" in diameter

Steel straps secure Perma-Banner System to poles

5 Year Warranty



Non-illuminated Sign System



Our Perma-Banner Sign System offers a patented solution to fabric banners that fray, tear, fade and/or fly away, adding beauty and sophistication to environmental surroundings.

800.458.0591

howardindustries.com

Exterior Signage System Perma-Banner



The Banner that Outperforms and Outlasts

Our patented Perma-Banner is the outdoor, street pole banner system that looks great for many years because it survives the elements without fraying, tearing, peeling, shredding, cracking or deteriorating.

The system features a "No Fly Away" vertical mounting bracket with rubber bumpers that provide a secure fit to all popular size street poles and lamp posts. New Lock-n-Release Removable Panel System allows panels to be changed for seasonal graphics and event changes. The durable, .125" aluminum panels are strong, shatter resistant and will not wrinkle or encourage mold/mildew.

The system offers increased visual impact with custom panels cut to any desired shape in sizes from 36"H x 24"L to 72"H x 30"L. Banners carry bold, bright messages on both sides using long lasting, UV laminated, Eco-solvent printed vinyl graphics that resist soiling, are fade resistant, and stay vibrant for many years.

Perma-Banner is a "Green Choice" with a wide range of uses...offering a long-life investment, maintenance free, with 75% recycled aluminum extrusion and Eco-solvent graphics.



Ideal Applications:

- | | |
|-------------------------|----------------------------|
| Athletic Banners | Park and Trail-way Banners |
| Boulevard Banners | Parking Banners |
| Community Event Banners | Stadium Banners |
| Holiday Banners | Township Banners |
| Marketing Banners | Welcome Banners |

See more signage applications on pages 108 — 125



Sign System
at a glance

Patented Technology

.125" Aluminum panels available in custom shapes

Features lock-n-release removable panels for easy changeability

Vertical mounting bracket of extruded aluminum fits all poles regardless of their shape

Rubber bumpers provide snug fit to posts 3" – 8" in diameter

Steel straps secure Perma-Banner System to poles

5 Year Warranty

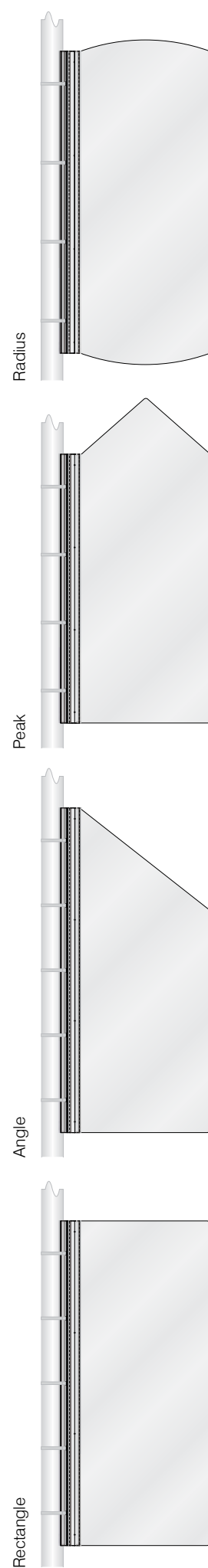


Non-illuminated Sign System


800.458.0591

howardindustries.com

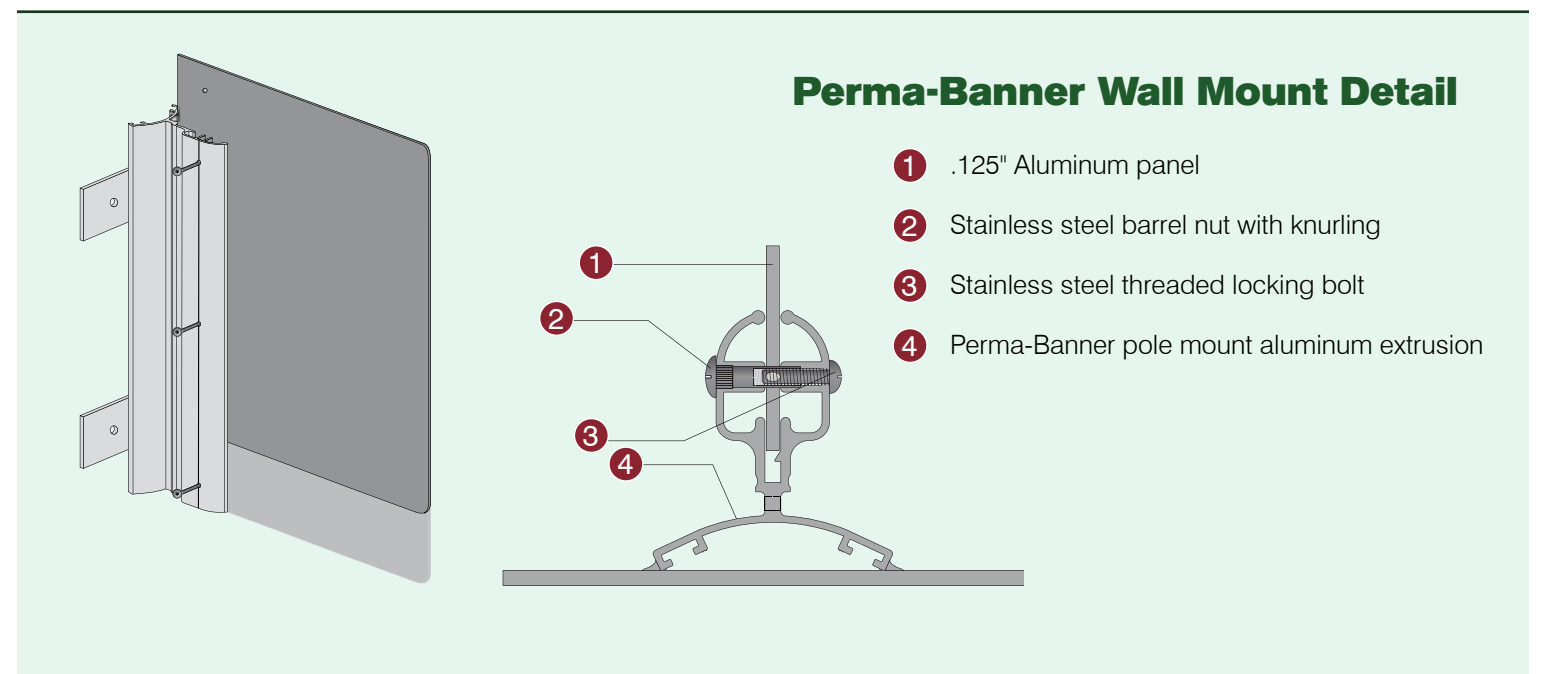
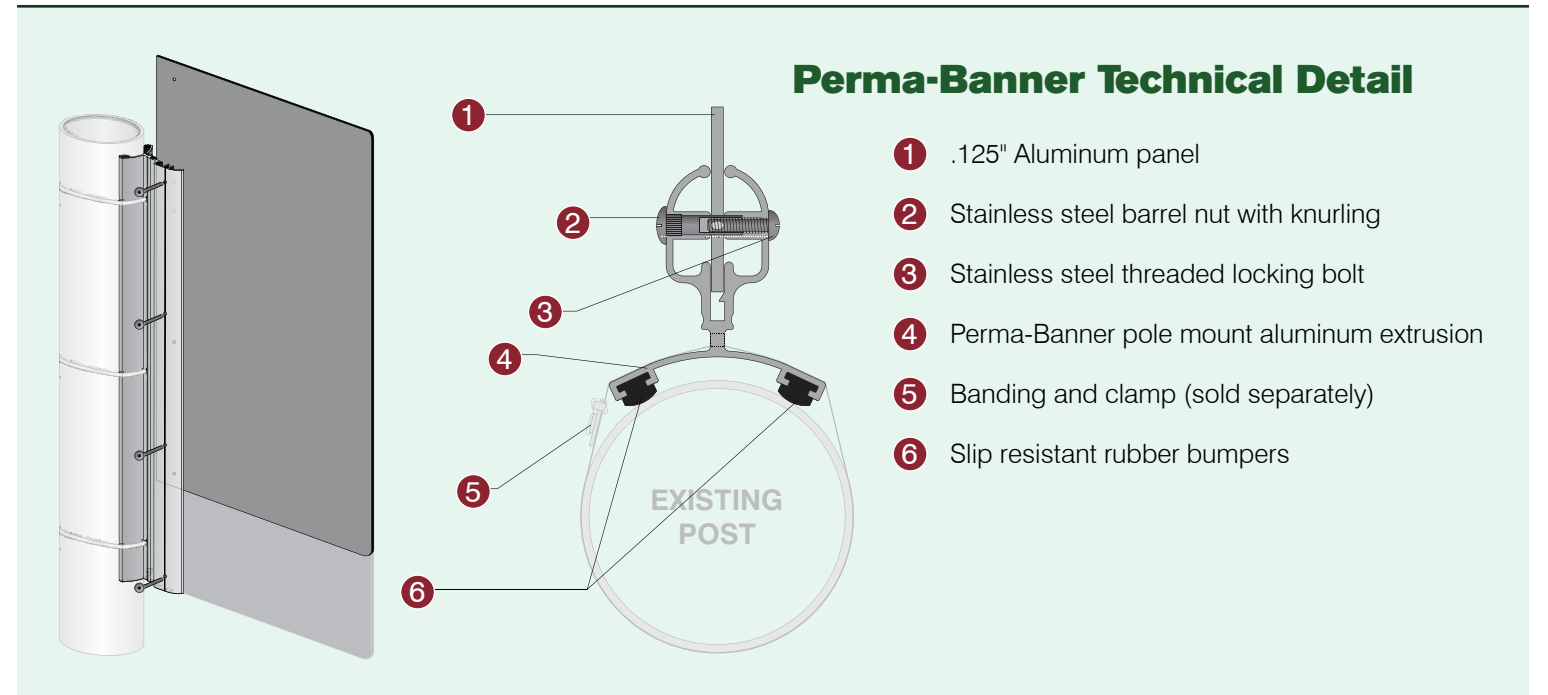
STANDARD DESIGN SHAPES



CUSTOM DESIGN SHAPES



Exterior Signage System: Perma-Banner



Sign System
at a glance

P-20: .090 - .125" aluminum message panels up to 60"H x 120"L

P-20: Standard sizes are 14" to 18" deep and include 6"H skirted base

P-20S: 90° heavy-gauge aluminum corner edge extrusions create four-sided square pylon

P-20S: .090 - .125" aluminum message panels up to 120"H x 60"L, includes 6" skirted base

P-20T: 60° heavy-gauge aluminum corner edge extrusions create three equal-sided triangular pylon

P-20T: .090 - .125" aluminum message panels up to 120"H x 60"L, includes 6" skirted base

5 Year Warranty



Non-illuminated Sign System



LED Illuminated Sign System



Large square pylon signs offer maximum visibility and are ideal for wayfinding and identification signage located on busy corners and intricate intersections.

Exterior Signage System

Monolithic Pylon Signs




HED P-20, HED P-20S and HED P-20T

Our HED P-20 pylon systems create unique, attractive, illuminated and non-illuminated signage with .125" aluminum panels, radius or straight edge extrusions, countersunk fasteners, reveals and skirted bases. These systems create a variety of small to large size vertical, horizontal, square and triangular sign structures for primary or secondary identification, wayfinding, parking and directional applications. Removable access panels with countersunk fasteners are built in to accommodate the maintenance of internal lighting components. U.L. inspected signs are available on request. Choose from our 9 Standard Paint Colors (Satin Finish) or take advantage of our color matching capabilities and/or custom color options; all stock material finish is off-the-shelf primer white.

Internal Supports & Base Plates Standard

HED P-20 pylons are constructed with internal supports and mounting posts which are directly embedded in the ground. Base plates are available for signs being surface mounted or installed on an existing foundation.



Ideal Applications:

- Primary Site Identification
- Secondary Site Identification
- Directional and Wayfinding Signage
- Parking Signage

See more signage applications on pages 108 — 125

Sign System
at a glance

P-20: .090" - .125" aluminum message panels up to 60"H x 120"L

P-20: Standard sizes are 14" to 18" deep and include 6"H skirted base

P-20S: 90° heavy-gauge aluminum corner edge extrusions create four-sided square pylon

P-20S: .090" - .125" aluminum message panels up to 120"H x 60"L, includes 6" skirted base

P-20T: 60° heavy-gauge aluminum corner edge extrusions create three equal-sided triangular pylon

P-20T: .090" - .125" aluminum message panels up to 120"H x 60"L, includes 6" skirted base

5 Year Warranty



Non-illuminated Sign System

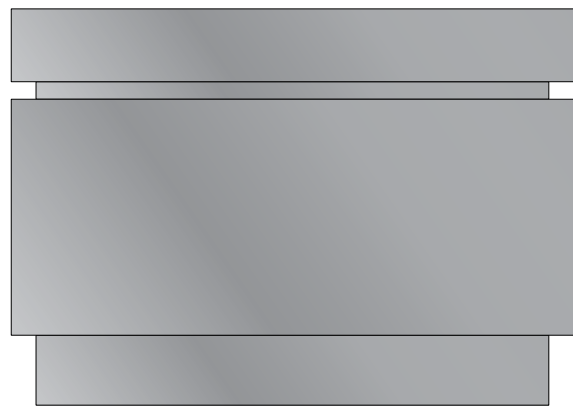


LED Illuminated Sign System

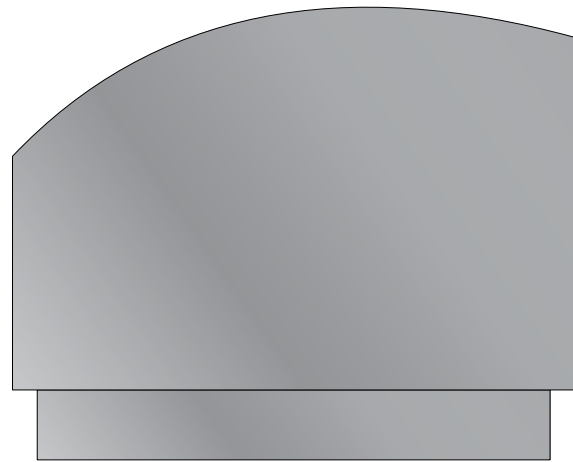
800.458.0591

howardindustries.com

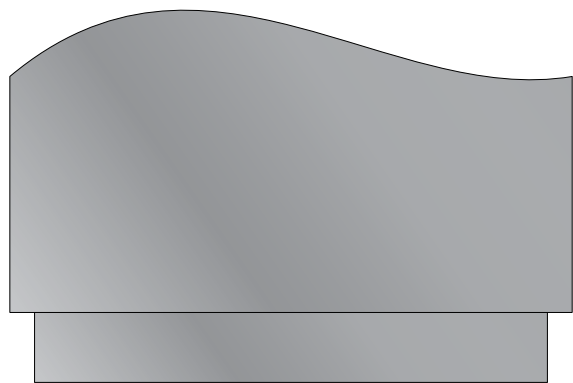
POPULAR DESIGN OPTIONS



Incorporate reveals in your pylon design to create multi-tiered configured signage.



Our P-20 extrusion can be fabricated into unique, eye-catching shapes for maximum visual impact.



Utilize the versatility of the P-20 and design signs to resemble aspects of adjoining buildings' architectural aspects.

Top View of Convex Face



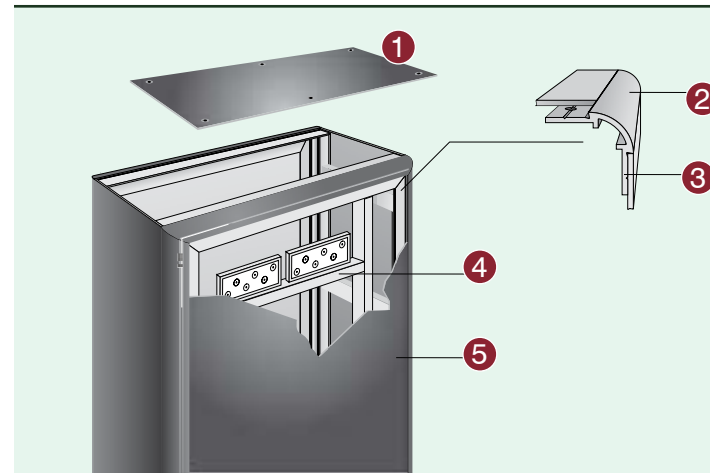
Front View of Convex Face



Our P-20 extrusion also offers the ability to produce convex shaped pylon signage faces.

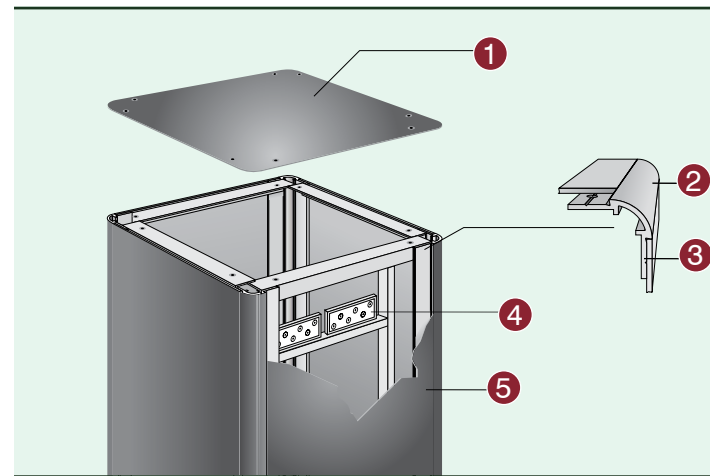
Exterior Signage System

Monolithic Pylon Signs



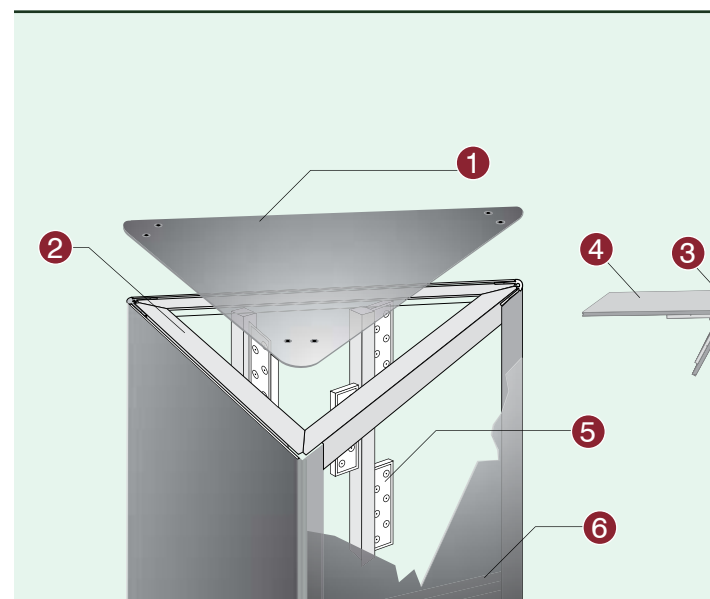
HED P-20 Technical Detail

- 1 Removable .090" aluminum top panel
- 2 P-20 radius edge extrusion encompass panels
- 3 Panels are bonded to P-20 radius edge extrusion
- 4 Energy efficient LED units
- 5 .090" aluminum message panels



HED P-20S Technical Detail

- 1 Removable .090" aluminum top panel
- 2 P-20 radius edge extrusion encompass panels
- 3 Panels are bonded to P-20 radius edge extrusion
- 4 Energy efficient LED units
- 5 .090" aluminum message panels



HED P-20T Technical Detail

- 1 Removable .090" aluminum top panel
- 2 Aluminum angle supports
- 3 P-20T radius edge extrusion
- 4 Panels are bonded to P-20T radius edge extrusion
- 5 Energy efficient LED units
- 6 .090" aluminum message panels



Sign System
at a glance

Over 120 Linear
Extrusions Available

Modular Component
Capabilities

5 Year Warranty



Non-illuminated
Sign System



LED Illuminated
Sign System

800.458.0591

howardindustries.com

Exterior Architectural Signage

Custom Fabricated Signage



Specialty Signage

Our post & panel systems are comprised of over one hundred and twenty extrusions and posts caps that can be easily combined to create custom signage. Whether the need is for identification or wayfinding signs, a unique look can be easily designed and fabricated combining specialty post caps, custom shaped sign faces and frames or mounting posts of various sizes and shapes to create colorful accents.

Multi-system signs can incorporate illuminated and non-illuminated elements, or feature special bases, headers, toppers or wordbars.

Unique Signage


Fabricated layered sign faces and surface mounted dimensional copy and graphics can increase the appeal and visual impact of any sign. Partner with our team of artisans to fabricate unique signs quickly and affordably.



Ideal Applications:

- Primary Site Identification
- Secondary Site Identification
- Directional and Wayfinding Signage
- Branding Signage

See more signage applications on pages 108 — 125



With over 60 years experience, our fabrication capabilities allow for individual expression in designing distinctive signs that complement the environment, overcome existing physical barriers and are a durable, lasting investment.



Sign System
at a glance

Over 120 Linear
Extrusions Available

Modular Component
Capabilities

5 Year Warranty

**NEW
PRODUCT!**



Patent Pending



Non-illuminated
Sign System



LED Illuminated
Sign System

Our push-button or sensor activated, custom pedestrian crossing signage bollards provide both projecting light and flashing icons to ensure safe crossing at footpath and roadway intersections.



**NEW
PRODUCT!**

800.458.0591

howardindustries.com

Exterior Signage System

Custom Fabricated Signage



Distinctive Illumination

The past decade's technological advancements in signage industry lighting capabilities have drastically changed, not only the appearance, but the efficiency of custom illuminated signs. Strategic placement of lighting hardware within a sign can create more cost effective, distinguished signage designs. Our skilled signage fabricators and electricians work directly with our technical illustrators giving them the ability to create some of the most stylistic signage design the industry has to offer.

Custom signage may also include the incorporation of LED message units having standard or custom messages, see pages 106 –107 for additional product details.



Ideal Applications:

- Primary Site Identification
- Secondary Site Identification
- Directional and Wayfinding Signage
- Branding Signage

See more signage applications on pages 108 — 125

Sign System *at a glance*

.125" Acrylic letter
faces

1" Jewelite trim

Available letter
heights: 10" to 48"

Compact channel
letter raceway
available for easy
mounting

5 Year Warranty



Non-illuminated
Sign System



LED Illuminated
Sign System

800.458.0591

howardindustries.com



Exterior Signage System

Channel Letters & Logos



More Than Just Letters

Our channel letters are manufactured to your specification and design using our automated equipment and quality materials. From design to manufacturing, Howard Industries has the expertise and innovative techniques to ensure your channel letter project is a success.

LED Illuminated Channel Letters

Our channel letters use LED illumination to ensure efficient, reliable operation and to make sure your client's brand identity stands out. Available internally illuminated or back-lit, we can customize the illumination to best fit the unique requirements of your project.



Ideal Applications:

- Primary Site Identification
- Secondary Site Identification
- Wayfinding Signage
- Branding Signage

See more signage applications on pages 108 — 125



Sign System *at a glance*

.125" Acrylic letter faces

1" Jewelite trim

Available letter heights: 10" to 48"

Compact channel letter raceway available for easy mounting


5 Year Warranty



Non-illuminated Sign System



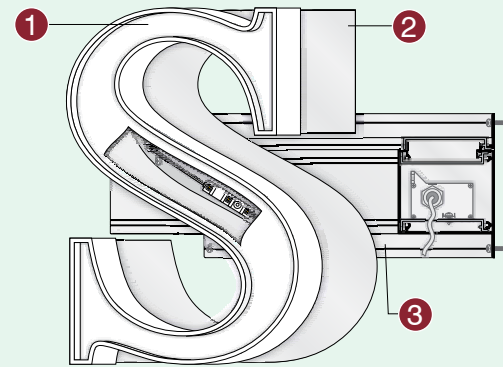
LED Illuminated Sign System



All of Howard Industries' channel letters are precision crafted using state-of-the-art LED lighting components and power supplies and meet UL specifications.

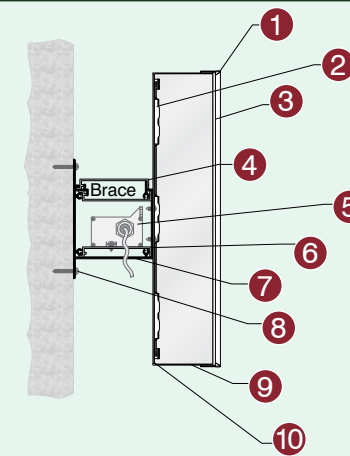
Exterior Signage System

Channel Letters & Logos



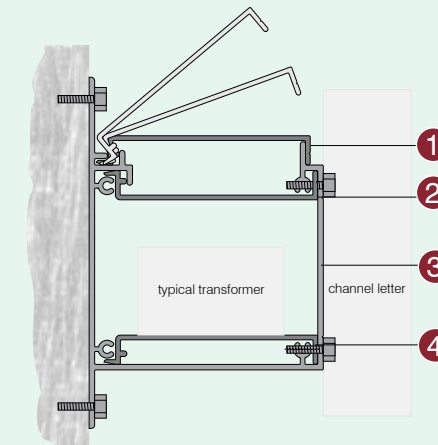
Channel Letter Detail

- 1 .125" White acrylic face and 1" white Jewelite trim around edges
- 2 3" Fabricated returns of .040" aluminum with .063" aluminum backs
- 3 6" x 4" custom fabricated aluminum raceway, mounts letter and houses transformer



Channel Letter Cross Section

- 1 1" White Jewelite trim
- 2 LED modules
- 3 .125" Acrylic face
- 4 Easy access raceway lid
- 5 Transformer
- 6 Transformer riser
- 7 Channel letter raceway
- 8 Appropriate fasteners (not supplied)
- 9 .040" thick aluminum letter return
- 10 .063" thick aluminum letter back



Compact Raceway Detail

- 1 Raceway lid swings open for access to sign wiring, but when closed creates a watertight seal
- 2 Raceway brace houses raceway body
- 3 Body attaches to wall surface and houses all wiring and transformers
- 4 Transformer stand is used as a heat sink to keep raceway body cool



Sign System
at a glance

Stud mount with
spacers or set flush
to surface

5 Year Warranty



Non-illuminated
Sign System

800.458.0591

howardindustries.com

Exterior Architectural Signage

Dimensional Graphics



Cut Out Letters and Logos

Dimensional letters and logos are a token piece of any organizations' reputation. We offer 3-D lettering in a multitude of sizes and shapes allowing for numerous versatile applications. Our state-of-the-art manufacturing facility produces the most exquisite dimensional letters the industry has to offer.

Our standard letters are mill finished aluminum, available in a variety of serif and sans serif font styles. Specialty letters, logos and graphics may be ordered custom cut from other metals, woods, foamboards and acrylics.



Ideal Applications:

- Primary Site Identification
- Secondary Site Identification
- Wayfinding Signage
- Branding Signage

See more signage applications on pages 108 — 125



Sign System
at a glance

Sturdy, light-weight aluminum cabinets in a variety of sizes

Illumination can be Direct-View LEDs or Backlit using a matrix of LEDs

LEDs in Green, Red, Amber, Blue and White

Engineered for readability even in direct sunlight

Messages can be displayed stacked, side-by-side or overlaid depending on the text

Variety of mounting options

Hundreds of applications; Any message

5 Year Warranty



LED Illuminated Sign System



These compact LED signs are engineered to make your message bright and readable even in direct sunlight. Signs are energy efficient with up to 90% energy cost savings over similar neon and incandescent units.

LED Illuminated

Traffic Control & Lane Signs



TCL, PHX, PHXF, SBL and SBLF Series

Our LED illuminated directional signs and signals offer quick, easy to read messages that are highly visible even in direct sunlight. These low energy consumption signs are engineered for optimum performance yielding energy cost savings and a long service life of up to 100,000 hours. Both Direct-View LED and LED Backlit units are available with thousands of standard messages in a variety of sizes having our Duranodic Bronze finish. Signs with optional colors and custom messages are no problem...call to discuss your needs. The outdoor-rated TCL, PHX and PHXF signs come with a 5-year warranty; indoor-rated SBL and SBLF units have a 2-year warranty.

Light Weight and Easy to Install

Compact, light-weight aluminum cabinets make these signs ideal for wall mount, ceiling mount and canopy installations. Recessed frames, angle mount brackets and posts are available to facilitate mounting units almost anywhere there is an electrical connection.

Ideal Applications:

- Clearance I-BARS
- Outdoor-rated Open Closed Signs
- Outdoor-rated Enter Exit Signs
- Drive-thru and Service Lane Signs
- Directional and Wayfinding Signage
- Parking Signage
- Safety Signs
- "In Use" Signs

See more signage applications on pages 108 — 125



Application *at a glance*

Exterior Sign Types:
Channel Letters
Directional
Drive-Thru Lane TCs
Main Identification
Parking
Regulatory

Interior Sign Types:
Brochure Kiosk
EVAC
Regulatory
Restroom
Room Identification
Teller Identification



Non-illuminated
Sign System



LED Illuminated
Sign System



Howard Industries' aluminum signage systems provide financial institutions with long-lasting, distinguishable branding signage that provides them with a competitive edge.

Signage Applications **Bank Signage**



Application
at a glance

Exterior Sign Types:
 Building Identification
 Campus Banner
 Campus Map
 Directional
 Donor Recognition
 Main Identification
 Parking
 Regulatory

Interior Sign Types:
 Building Directory
 Classroom
 Directional
 Donor Recognition
 EVAC
 Regulatory
 Restroom
 Room Identification



Non-illuminated
Sign System




LED Illuminated
Sign System



Illuminated and non-illuminated campus map signs are an integral part of any successful campus wayfinding signage plan; choose from upright or angled-back pedestrian display design options.

Signage Applications

College & University Signage





Application
at a glance

Exterior Sign Types:

- Channel Letters
- Directional
- Main Identification
- Parking
- Regulatory
- Tenant Listing

Interior Sign Types:

- Building Directory
- Brochure Kiosk
- Directional
- EVAC
- Regulatory
- Restroom
- Room Identification

Signage Applications Government Signage



Howard Industries is a proud GSA Contract Holder and has been furnishing signage solutions for government entities for over 30 years.



Non-illuminated
Sign System



LED Illuminated
Sign System

800.458.0591

howardindustries.com

GSA Contract Holder
Contract GS-03F-077DA



Interior and exterior wayfinding signage is crucial for visitor and patient navigation throughout healthcare facilities. Our modular signage systems adapt well to the ongoing changes these facilities endure.

Signage Applications Healthcare Signage



- Systems:
- HED-150
- HED-200
- HED-225
- SLMPRO1
- HED-300
- HED-400
- Custom

Signage Applications

Information Display Signage



Non-illuminated
Sign System



LED Illuminated
Sign System

800.458.0591

howardindustries.com



Angled back informational display signage can be used indoors or out. These signs are intended to engage the reader and provide information while contributing aesthetically to their surroundings.



Application
at a glance

Custom routed letters with or without backers



Non-illuminated Sign System



LED Illuminated Sign System



LYDIA M. McBRIER McCAIN ATRIUM

Alluring interior lobby signage connects with and informs visitors, leaving a lasting, positive first impression. These signs also reinforce the facility's brand and beautify waiting areas.

800.458.0591

howardindustries.com

Signage Applications

Interior Lobby Signage



2



4



3



5




6



Application
at a glance

Systems:
HED-200
HED-225
SLMPRO1
HED-300
HED-400
Channel Letter
Custom

Signage Applications Parking Signage



Signage Applications

Properly designed parking signage is crucial to efficient traffic flow and attracting patrons to parking facilities. Our wide variety of parking signs offer solutions to the challenges parking facilities face.

800.458.0591

howardindustries.com

Application
at a glance

Exterior Sign Types:
 Building Identification
 Channel Letters
 Directional
 Donor Recognition
 Main Identification
 Parking
 Regulatory

Interior Sign Types:
 Building Directory
 Directional
 EVAC
 Regulatory
 Restroom
 Room Identification
 Resident Room ID



Non-illuminated
Sign System



LED Illuminated
Sign System



As the demand for senior living housing increases, the need for senior living facility signage grows as well. Proper signage design and placement provides vital navigation for residents and visitors.

Signage Applications

Senior Living Signage



Application
at a glance

- Exterior Sign Types:
- Building Identification
- Channel Letters
- Directional
- Donor Recognition
- Informational Display
- Main Identification
- Parking
- Perma-Banner
- Regulatory



Non-illuminated
Sign System



LED Illuminated
Sign System



Unique and striking wayfinding signage for zoos and recreational parks attract and engage visitors, leading to increased facility revenue. Choose from our array of sign systems to create these ultra-attractive signs.

Signage Applications

Zoo & Recreational Park Signage



Service, Delivery and General Information

Sign Glossary *of terms*

H.A.G.L.
Height Above Grade Level

Reveal
distance between mounting post and sign system

V.O.
visual opening

Attaining Service Excellence For Our Customers

Determined to provide the most dependable and comprehensive service in the industry, we are dedicated to continually exceeding the requirements of our customers.

Our "Support System" has the goal of satisfaction beyond comparison. Its services are intended to help our customers by making the selling of Architectural Signage easy, dependable and cost effective. These service offerings easily guide our customers from the initial contact, through quoting, designing, technical drawings, fabricating and manufacturing, to shipping, so that your project arrives correctly and when you need it.

"Quick Quotes"

With combined experience of over 50 years, our sales staff is well versed in today's sign requirements and applications, and can provide you with a detailed printed quotation on your sign project; **most in one hour or less.** Please call, email or fax your project requirements to any sales person for a prompt response.

Technical Drawings

We provide computer-generated technical drawings for quotes or projects free of charge! Simply ask your salesperson and drawings will be provided as quickly as our quote service.

Design Services

With the aid of our technical staff, your salesperson can help you to design your sign or complete signage project using or combining our architectural signage systems and components.

Shipping

All products are shipped F.O.B. Erie, PA, via UPS (weight & size permitting) or motor freight unless otherwise requested, directly to you or the location of your choice. **Open and inspect all packages for damage prior to accepting delivery; if accepting a damaged package be sure to note damage on BOL.** All shipping charges are prepaid or charged to Open Accounts and are subject to additional fees for special requirements, including but not limited to residential delivery and lift gate equipped trucks. Please note you may choose to set up your own shipping using a carrier of your choice.

No Hassle Returns

Returns on standard products will gladly be accepted with an RMA number issued by us. Returns must be shipped in original cartons via the best possible carrier, freight prepaid (restocking fee may apply).


Quality Guarantee

Our product warranties display our employees' strong commitment to defect free materials and workmanship. Our warranties are limited to repair or replacement of original products/services purchased.

- 5 Year...Exterior Post and Panel Signs
- 5 Year...Perma-Banner
- 5 Year...HID Interior Signs
- 5 Year Unlimited...LED Traffic Controllers
- 5 Year Unlimited...Channel Letters

Terms

Terms to customers of established credit rating (Open Account) are Net 30 days. When no credit has been established, orders may be charged to your Visa, MasterCard, American Express, Discover or paid by check or ACH and receive a 3% discount.



One Week or Less

- Standard sizes of HID Interior signs having standard anodized aluminum finish
- Traffic Control products in our standard duranodic bronze finish

Two Weeks or Less

- Post and Panel sign systems in any color or shape, with or without graphics
- Perma-Banner street pole banners in any shape or size
- HID Interior signs including custom directory, ADA compliant, custom colors and laser-engraved
- Traffic Control products in any custom color, custom frame size UL listed, and double faced

Unequaled Production Time

The proud hallmark of our business tradition, our production efficiency offers a delivery schedule unequaled in the sign industry and the only one put in writing.

Same Day Shipping

- Linear extrusions, hardware and aluminum sign blanks having off-the-shelf primer white or mill finish
- "Open/Closed" LED illuminated, LED Stock Messages and TCIL Traffic Control products in our standard duranodic bronze finish

RUSH Orders Welcome

Need your signage order ASAP? No problem, we love a manufacturing challenge! Expedited (RUSH) orders are available for nearly any sign project, simply ask our sales staff for details (fee may apply).

Accepted Credit Cards:



Government Transactions:





Sign System
at a glance

This section of the catalog quickly highlights technical aspects of each signage system.

Setting Us Apart

Materials & Finishes



Quality is Priority

The pride our skilled fabricators take in their craft is evident through our unparalleled quality. In addition, by using the very best supplier brands the industry has to offer, our signs out shine and out last the competition, hands down.

All product components and hardware are manufactured from high quality 6063T5 alloy aluminum extrusions produced to rigid Aluminum Association standards. Panels are supplied in .050, .080, .100, or .125 gauge aluminum. Acrylic panels, including Lexan®, are available.

Standard Exterior Signage Paint Finish

Our standard product finish offers 9 paint colors* (Black, White, Duranodic Bronze, Pantone Yellow, Pantone 7500 Cream, Pantone 3415 Green, Pantone Cool Gray 10, Pantone Reflex Blue and Pantone 200 Red) using Matthews Paint polyurethane enamel formula developed specifically for application to metal signage components, which meets AAMA specifications 603. This extremely durable finish is highly resistant to weathering and corrosive environments.


Creating A Custom Color

Our computerized color matching capabilities allow us to reproduce bold, brilliant, vivid colors formulated to match 6000 colors corresponding to Pantone or other major color programs.** The two-component polyurethane enamel is applied to primed aluminum and can provide a matte, semi-gloss or gloss finish.

Please bear in mind, paint colors are affected by many factors, including lighting, age, type of finish, type of substrate and adjacent colors. All colors formulated to Matthews Paint spray paint applications may not be an exact match. All colors are matched as accurately as possible using Matthews Paint provided formulas. A painted color sample will be provided for approval when matching a custom color (fee may apply).

*Colors may not be exact as shown, due to printer and screen limitations. The Pantone Matching System (PMS) is a system shared worldwide by the graphic arts industry and refers to printed colors. Colors displayed are intended to show APPROXIMATE color of finish and should be used as a reference guide only. PMS colors formulated to spray paint applications, may not exactly match printed PMS charts. All colors are matched as accurately as possible using provided formulas.

**Additional colors available upon request at additional charge.




Standard Black
N 923SP




Standard White
N 202SP




Duranodic Bronze
MP 81710



Pantone Yellow
MP 834




Pantone 7500
Cream
MP 24025




Pantone 3415 Green
MP 449



Pantone Cool Grey 10
MP 583



Pantone Reflex Blue
MP 840



Pantone 200 Red
MP 239





Additional Resources

Available 24/7/365

Howard Industries Online

In addition to our main website www.howardindustries.com, we offer a multitude of online resources, providing an opportunity to connect with us and utilize our signage industry expertise from anywhere. Here at Howard Industries, we truly understand the value of customer satisfaction. We strive daily, to not only manufacture the best possible architectural signage the industry has to offer, but to simultaneously create long-lasting partnerships with our customers, consistently working toward shared success.



www.ada-advantage.com

Learn about our ADA AdVantage Sales Kit and how it can help you become an expert in ADA compliant interior signage.

www.mfg.howardindustries.com

Learn about our annual participation in MFG Day and the manufacturing careers our signage industry has to offer.



www.youtube.com/HowardIndustries

Subscribe to our YouTube Channel to view useful product and instruction videos.



www.linkedin.com/company/howard-industries-signs

Follow us and connect with our signage industry professionals.



www.facebook.com/howardsigns

Like our company page, engage with us and stay up-to-date on all things Howard!



www.twitter.com/HowardInd

Follow us and stay up-to-date on all things Howard!



www.flickr.com/photos/howardsigns

View our image showcase and additional product photographs.

interior and exterior architectural signage



6400 Howard Drive
Fairview, PA 16415



800.458.0591



814.838.0011



howardindustries.com

Since 1928



**HOWARD
INDUSTRIES**
Architectural Signage Systems